

Japan Test Report


Equipment : Sona IF573 802.11ax Wi-Fi 6E Module with Bluetooth 5.4
Model No. : Sona IF573
Brand Name : Laird Connectivity
Applicant : Laird Connectivity LLC
Address : W66N220 Commerce Court, Cedarburg, WI 53012 United States Of America
Standard : Article 2 Paragraph 1 Item 19
Received Date : Jan. 17, 2023
Tested Date : Aug. 03 ~ Sep. 05, 2023

Measurement was conducted by the following test method:
the test method of Ordinance Concerning Technical Regulations Conformity Certification etc. of Specified Radio Equipment in Annex 1, the Ministry of Internal Affairs and Communications notification in Annex "43" of Article 88, Paragraph 1 and ARIB STD-T66.

We, International Certification Corporation, would like to declare that the tested sample has been evaluated and in compliance with the requirement of the above standards. The test results contained in this report refer exclusively to the product. It shall not be reproduced except in full without the written approval of our laboratory.

Reviewed by:

Approved by:


Alex Huang / Supervisor


Gary Chang / Manager

Table of Contents

1	GENERAL DESCRIPTION	5
1.1	Information.....	5
1.2	Test Equipment and Calibration Data	10
1.3	Testing Applied Standards	10
1.4	Deviation from Test Standard and Measurement Procedure.....	10
1.5	Measurement Uncertainty	10
2	TEST CONFIGURATION	11
2.1	Testing Location and Conditions	11
2.2	Testing Facility	11
2.3	Supporting Units	11
2.4	The Worst Test Modes and Channel Details	11
3	TRANSMITTER TEST RESULTS.....	12
3.1	Antenna Power	12
3.2	Frequency Tolerance	13
3.3	Occupied Bandwidth	14
3.4	Spreading Bandwidth and Factor	15
3.5	Transmitter Spurious Emissions.....	16
3.6	Interference Prevention Function	17
4	RECEIVER TEST RESULTS	18
4.1	Receiver Spurious Emissions.....	18
5	TEST LABORATORY INFORMATION.....	19

Appendix A. Antenna Power

Appendix B. Frequency Tolerance

Appendix C. Occupied Bandwidth

Appendix D. Spreading Bandwidth And Factor

Appendix E. Transmitter Spurious Emissions

Appendix F. Interference Prevention Function

Appendix G. Receiver Spurious Emissions

Release Record

Report No.	Version	Description	Issued Date
JR311701-01AC	Rev. 01	Initial issue	Sep. 20, 2023

Summary of Test Results

Ref. Std. Clause	Description	Result
3.2(2)(3)	Antenna Power	Pass
3.2(4)	Frequency Tolerance	Pass
3.2(6)	Transmitter Spurious Emission	Pass
3.2(7)	Occupied Bandwidth	Pass
3.2(8)	Spreading Bandwidth	Pass
3.2(9)	Spreading Factor	Pass
3.3(1)	Receiver Emission	Pass
3.4.1	Interference prevention function	Pass
3.4.1(3)	Carrier Sense	Pass

Declaration of Conformity:

The test results with all measurement uncertainty excluded are presented in accordance with the regulation limits or requirements declared by manufacturers.

Comments and Explanations:

The declared of product specification for EUT presented in the report are provided by the manufacturer, and the manufacturer takes all the responsibilities for the accuracy of product specification.

1 General Description

1.1 Information

This report is issued as a duplicate report to original ICC report no. JR311701AC. The difference is adding carrier boards. Output power and spurious emission are verified and no impact on tests, all data remain unchanged.

1.1.1 Product Details

The configurations of the EUT are shown as the following:

Model Name	Part No.	Description
Sona IF573	453-00119	Module, Sona IF573, MIMO, M.2, Key E, SDIO, UART
	453-00120	Module, Sona IF573, MIMO, M.2, Key E, PCIe, UART

1.1.2 Specification of the Equipment under Test (EUT)

Power Type	3.3Vdc from host
Type(s) of Modulation / Technology	DBPSK, DQPSK, CCK / DSSS 1024QAM, 256QAM, 64QAM, 16QAM, QPSK, BPSK / OFDM
Frequency Range (MHz)	2412~2472 MHz
Total Channel Number	13
Operating Mode: IEEE Std. 802.11 / Data rate (Mbps)	802.11b: Up to 11 Mbps 802.11g: Up to 54 Mbps 802.11n HT20 (MCS 0~15) 802.11ax HE20 (MCS 0~11)
HW Version	R1.0
SW Version	18.15 RC1.54 wI0: May 21 2023 19:48:44 version 18.53.212.8(7e2f89f) FWID 01-2b47fc4c

1.1.3 Accessories

N/A

1.1.4 Antenna Details

Ant. No.	Manufacturer	Model	Part Number	Type	Connector	Operating Frequencies / Gain (dBi)		
						2.4GHz	5GHz	6GHz
1	JOYMAX	TWX-100B RSAX-2001	NA	Dipole	RP-SMA	2	4	4
2	Laird	FlexMIMO 6E	EFD2471A3 S-10MH4L	PIFA	MHF4L	2.2	3.8	3.3
3	Laird	Mini NanoBlade Flex 6 GHz	EMF2471A 3S-10MH4L	PCB Dipole	MHF4L	2.4	4.4	5.2
4	Laird	FlexPIFA 6E	EFB2471A3 S-10MH4L	PIFA	MHF4L	2.2	3.9	3.8

Note: Please refer to antenna report for more details about antenna pattern and other information.

1.1.5 Antenna Power

full RU configuration

Operating Mode	Rated Power (mW/MHz)	Measured Conducted Power (mW/MHz)	Radiated Power (mW/MHz)
11b	9.40	9.18333	15.95879
11g	9.40	9.37562	16.29296
n HT20	9.40	9.31108	16.18080
ax HE20	7.60	7.53356	13.09182

partial RU configuration

Operating Mode	Rated Power (mW/MHz)	Measured Conducted Power (mW/MHz)	Radiated Power (mW/MHz)
ax HE20-OFDMA RU26	9.40	9.37562	16.29296
ax HE20-OFDMA RU52	9.40	9.18333	15.95879
ax HE20-OFDMA RU106	9.42	9.41890	16.36817

1.1.6 Channel List

Channel	Frequency(MHz)
1	2412
2	2417
3	2422
4	2427
5	2432
6	2437
7	2442
8	2447
9	2452
10	2457
11	2462
12	2467
13	2472

1.1.7 Test Tool and Power Index

Test Tool
By command, version: 18.53.180.8

full RU configuration

Power Index					
Channel	Frequency (MHz)	11b	11g	n HT20	ax HE20
1	2412	59	69	69	68
7	2442	58	69	68	67
13	2472	58	68	67	67

partial RU configuration

Power Index	Test Frequency (MHz)	Power Index
ax HE20-OFDMA RU26	2412	39
ax HE20-OFDMA RU26	2442	38
ax HE20-OFDMA RU26	2472	37
ax HE20-OFDMA RU52	2412	51
ax HE20-OFDMA RU52	2442	51
ax HE20-OFDMA RU52	2472	50
ax HE20-OFDMA RU106	2412	62
ax HE20-OFDMA RU106	2442	61
ax HE20-OFDMA RU106	2472	60

1.1.8 Test Voltage

Test Voltage	<input checked="" type="checkbox"/> Vnom (3.3 Vdc)	<input checked="" type="checkbox"/> Vmax (3.6 Vdc)	<input checked="" type="checkbox"/> Vmin (3.13 Vdc)
--------------	--	--	---

1.1.9 Protection Method for High Frequency and Modulation Section

Protected Method	Description
Glued key component	The RF chipset will be protected by glue.

1.2 Test Equipment and Calibration Data

Test Item	RF Conducted						
Test Site	(TH01-WS)						
Tested Date	Aug. 03 ~ Sep. 05, 2023						
Instrument	Brand	Model No.	Serial No.	Calibration Date	Calibration Until	Calibration Authority	Calibration Method
Spectrum Analyzer	R&S	FSV40	101910	Apr. 14, 2023	Apr. 13, 2024	ETC	(C)
DC POWER SOURCE	GW INSTEK	GPC-6030D	GES855395	Oct. 31, 2022	Oct. 30, 2023	ETC	(C)
Power Meter	Anritsu	ML2495A	1241002	Nov. 23, 2022	Nov. 22, 2023	ETC	(C)
Power Sensor	Anritsu	MA2411B	1207366	Nov. 23, 2022	Nov. 22, 2023	ETC	(C)
Measurement Software	Sporton	SENSE-T66_DTS	V5.10.7	NA	NA	N/A	N/A
Note 1: Calibration Interval of instruments listed above is one year.							
Note 2: Calibration Method							
a. Calibration conducted by the National Institute of Information and Communications Technology(NICT) or a designated calibration agency under Article 102-18 paragraph (1) of the Radio Law.							
b. Calibration conducted pursuant to the provisions of Article 135 or Article 144 of the Measurement Law (Law No. 51 of 1992) Japan Calibration Service System.							
c. Calibration conducted in foreign countries, which shall be equivalent to the calibration conducted by the NICT or a designated calibration agency under Article 102-18 paragraph (1).							
d. Calibration conducted by using other equipment that listed above from a) to c).							

1.3 Testing Applied Standards

According to the specifications of the manufacturer, the EUT must comply with the requirements of the following standards:

Article 2 Paragraph 1 Item 19

1.4 Deviation from Test Standard and Measurement Procedure

None

1.5 Measurement Uncertainty

The measurement uncertainties given below are based on a 95% confidence level (based on a coverage factor ($k=2$)).

Measurement Uncertainty	
Parameters	Uncertainty
Bandwidth	± 34.139 Hz
Conducted power	± 0.808 dB
Frequency error	$\pm 1 \times 10^{-9}$
TX Conducted emission	± 2.680 dB
RX Conducted emission	± 3.034 dB

2 Test Configuration

2.1 Testing Location and Conditions

Test Site	Site Category	Ambient Condition	Tested By
TH01-WS	OVEN Room	25°C / 65%	Ryan Lee

2.2 Testing Facility

Test Laboratory	International Certification Corporation
Test Site	TH01-WS
Address of Test Site	No.3-1, Lane 6, Wen San 3rd St., Kwei Shan Dist., Tao Yuan City 33381, Taiwan (R.O.C.)

2.3 Supporting Units

Support Equipment List				
No.	Equipment	Brand Name	Model Name	Remark
1	Laptop	DELL	Latitude E5470	---

2.4 The Worst Test Modes and Channel Details

full RU configuration				
Test item	Mode	Test Frequency (MHz)	Test method	Mode
Antenna Power Frequency Tolerance Occupied Bandwidth Transmitter Spurious Emission Interference prevention function	11b 11g ax HE20-OFDMA	2412 / 2442 / 2472	Conducted	TX
Receiver Spurious Emissions				RX
Spreading Bandwidth and Factor	11b	2412 / 2442 / 2472	Conducted	TX

partial RU configuration				
Test item	Mode	Test Frequency (MHz)	Test method	Mode
Antenna Power	ax HE20-OFDMA RU26 ax HE20-OFDMA RU52 ax HE20-OFDMA RU106	2412 / 2442 / 2472	Conducted	TX
Transmitter Spurious Emission	ax HE20-OFDMA RU26	2442	Conducted	TX
	ax HE20-OFDMA RU106	2412 / 2472		

3 Transmitter Test Results

3.1 Antenna Power

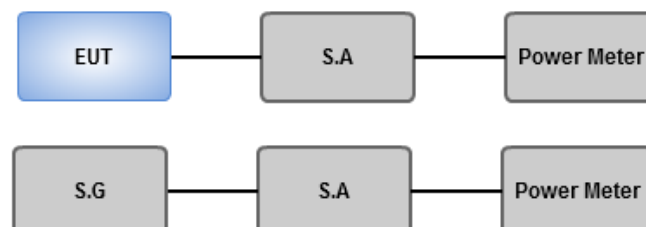
3.1.1 Limit of Antenna Power

Mode	Limit	Tolerance
1) FH, FH+DS, FH+OFDM	3 mW / MHz	+20 % , -80 %
2) OFDM(Narrow- bandwidht), DS	10 mW / MHz	
3) Other than 1) & 2)	10mW	
4) OFDM (Wide-band)	5 mW / MHz	

3.1.2 Test Procedures

1. A power meter is connected on the IF output port of the spectrum analyzer. Adjust the spectrum analyzer to have the center frequency the same with the measured carrier. RBW=VBW=1MHz, detector mode is positive peak. Turn off the averaging function and use zero span.
2. The calibrating signal power shall be reduced to 0 dBm and it shall be verified that the power meter reading also reduces by 10 dB. Connect the equipment to be measured. Using the following settings of the spectrum analyzer in combination with "max hold" function, find the frequency of highest power output in the power envelope: center frequency equal to operating frequency; RBW & VBW: 1 MHz; detector mode: positive peak; averaging: off; span: 3 times the spectrum width; amplitude: adjust for middle of the instrument's range. The frequency found shall be recorded.
3. Set the center frequency of the spectrum analyzer to the found frequency and switch to zero span. The power meter indicates the measured power density "E". Remove the EUT and put the replacing standard signal generator (SSG). Set the standard signal generator (SSG) at same frequency and transmit on, then set SSG output power at Pt to give the equivalent output level of "E".
4. Calculate antenna power density by the formula below $PD = Pt + 10 \cdot \log(1/x)$.
x: The duty cycle of the EUT in continuously transmitting mode.
Pt: Output power of the SSG.
5. Antenna Power Error is definition that actual measure antenna power tolerance between + 20% to - 80% power range that base on manufacturer declare the conducted power density.

3.1.3 Test Setup



3.1.4 Test Result

Refer to Appendix A.

3.2 Frequency Tolerance


3.2.1 Limit of Frequency Tolerance

Frequency tolerance shall be +/- 50ppm.

3.2.2 Test Procedures

1. Set Span = 30 MHz, RBW = 100 kHz, VBW = 300 kHz, Sweep time = Auto, detector = Peak.
2. The peak value of the power envelope shall be measured and noted.
3. The span shall be reduced and the marker moved in a positive frequency increment until the upper, (relative to the centre frequency), -10 dBc point is reached. This value shall be noted as f1.
The marker shall then be moved in a negative frequency increment until the lower, (relative to the centre frequency), -10 dBc point is reached. This value shall be noted as f2.
The Measurement Frequency is calculated as $(f1 + f2) / 2$.
4. $FT(ppm) = \{ (MF - CF) / CF \} \times 1000000$
(FT: Frequency Tolerance, MF: Measurement Frequency, CF: Centre Frequency.)

3.2.3 Test Setup



3.2.4 Test Result

Refer to Appendix B.

3.3 Occupied Bandwidth


3.3.1 Limit of Occupied Bandwidth

Mode	Limit (MHz)
FH	83.5
FH+DS	83.5
FH+OFDM	83.5
OFDM(Narrow- bandwidht), DS	26
Others	26
OFDM (Wide-band)	40

3.3.2 Test Procedures

1. Set Span = 2 times the limit of above table, RBW = VBW= About 3% or less of the limit of above table, detector = Peak, Sweep time = Auto.
2. Enable OBW function of spectrum analyzer to measure OBW and capture test plot.

3.3.3 Test Setup



3.3.4 Test Result

Refer to Appendix C.

3.4 Spreading Bandwidth and Factor


3.4.1 Limit of Spreading Bandwidth and Factor

Item	Limit
Spreading bandwidth	$\geq 500\text{kHz}$
Spreading factor for DSSS (operates at 2400~2483.5 MHz)	≥ 5
Spreading factor for DSSS (operates at 2471~2497 MHz)	≥ 10

3.4.2 Test Procedures

1. Set Span = 20MHz, RBW = VBW = 300kHz, detector = Peak, Sweep time = Auto.
2. Enable OBW (90%) function of spectrum analyzer to measure OBW (90%) and capture test plot.

3.4.3 Test Setup



3.4.4 Test Result

Refer to Appendix D.

3.5 Transmitter Spurious Emissions


3.5.1 Limit of Transmitter Spurious Emissions

Item	Limits
Tx Spurious Emission	$\leq 2.5 \mu\text{W} / \text{MHz}$ ($2387\text{MHz} > f ; 2496.5\text{MHz} < f$).
	$\leq 25 \mu\text{W} / \text{MHz}$ ($2387\text{MHz} \leq f < 2400\text{MHz}$) and ($2483.5\text{MHz} < f \leq 2496.5\text{MHz}$).

3.5.2 Test Procedures

1. Set EUT to transmit at rated power and channel to perform test.
2. Set RBW = VBW = 1MHz, Detector type = Peak, Sweep time = Auto.
3. Following above setting of spectrum analyzer to measure spurious emission of 30~12500 MHz.

3.5.3 Test Setup



3.5.4 Test Result

Refer to Appendix E.

3.6 Interference Prevention Function

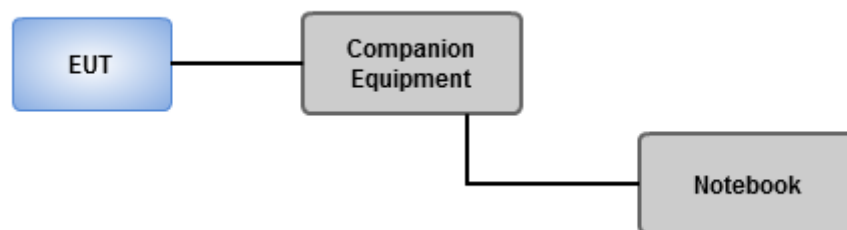
3.6.1 Limit of Interference Prevention Function

Limits
The identification code shall be 48 bits long

3.6.2 Test Procedures

1. Set EUT under operating mode and link up with companion equipment
2. Check communication status between EUT and companion equipment is normal
3. Confirm the MAC address of EUT

3.6.3 Test Setup



3.6.4 Test Result

Refer to Appendix F.

4 Receiver Test Results

4.1 Receiver Spurious Emissions

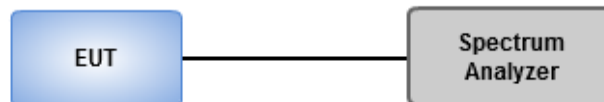
4.1.1 Limit of Receiver Spurious Emissions

Item	Limits
Rx Spurious Emission	$\leq 4\text{nW}$ ($f < 1\text{GHz}$).
	$\leq 20\text{nW}$ ($1\text{GHz} \leq f$).

4.1.2 Test Procedures

1. Set EUT under receiving condition to perform test
2. Set RBW = VBW = 100kHz, detector = Peak, Sweep time = Auto for emission measurement below 1GHz.
3. Set RBW = VBW=1MHz, detector = Peak, Sweep time = Auto for emission measurement above 1GHz.

4.1.3 Test Setup



4.1.4 Test Result

Refer to Appendix G.

5 Test laboratory information

Established in 2012, ICC provides foremost EMC & RF Testing and advisory consultation services by our skilled engineers and technicians. Our services employ a wide variety of advanced edge test equipment and one of the widest certification extents in the business.

International Certification Corporation (EMC and Wireless Communication Laboratory), it is our definitive objective is to institute long term, trust-based associations with our clients. The expectation we set up with our clients is based on outstanding service, practical expertise and devotion to a certified value structure. Our passion is to grant our clients with best EMC / RF services by oriented knowledgeable and accommodating staff.

Our Test sites are located at Linkou District and Kwei Shan District. Location map can be found on our website <http://www.icertifi.com.tw>.

Linkou

Tel: 886-2-2601-1640

No.30-2, Ding Fwu Tsuen, Lin Kou
District, New Taipei City, Taiwan
(R.O.C.)

Kwei Shan

Tel: 886-3-271-8666

No.3-1, Lane 6, Wen San 3rd
St., Kwei Shan Dist., Tao Yuan
City 33381, Taiwan (R.O.C.)
No.2-1, Lane 6, Wen San 3rd
St., Kwei Shan Dist., Tao Yuan
City 33381, Taiwan (R.O.C.)

Kwei Shan Site II

Tel: 886-3-271-8640

No.14-1, Lane 19, Wen San 3rd
St., Kwei Shan Dist., Tao Yuan
City 33381, Taiwan (R.O.C.)

If you have any suggestion, please feel free to contact us as below information.

Tel: 886-3-271-8666

Fax: 886-3-318-0345

Email: ICC_Service@icertifi.com.tw

==END==

full RU configuration
Summary

Mode	Result	Antenna Power (dBm/MHz)	Antenna Power (mW/MHz)	Declare (mW/MHz)	Tolerance (%)	Limit+ (%)	Limit- (%)
2.4-2.4835GHz	-	-	-	-	-	-	-
802.11b_Nss1_2TX	Pass	9.63	9.18333	9.40000	-2.31	20	-80
802.11g_Nss1_2TX	Pass	9.72	9.37562	9.40000	-0.26	20	-80
802.11n HT20_Nss1,(MCS0)_2TX	Pass	9.69	9.31108	9.40000	-0.95	20	-80
ax20_OFDMA_Nss1,(MCS0)_2TX	Pass	8.77	7.53356	7.60000	-0.87	20	-80

Result

Mode	Result	Antenna Power (dBm/MHz)	Antenna Power (mW/MHz)	Declare (mW/MHz)	Tolerance (%)	Limit+ (%)	Limit- (%)
802.11b_Nss1_2TX	-	-	-	-	-	-	-
2412MHz_TnomVnom	Pass	9.58	9.07821	9.40000	-3.42	20	-80
2412MHz_TnomVmin	Pass	9.62	9.16220	9.40000	-2.53	20	-80
2412MHz_TnomVmax	Pass	9.62	9.16220	9.40000	-2.53	20	-80
2442MHz_TnomVnom	Pass	9.61	9.14113	9.40000	-2.75	20	-80
2442MHz_TnomVmin	Pass	9.63	9.18333	9.40000	-2.31	20	-80
2442MHz_TnomVmax	Pass	9.62	9.16220	9.40000	-2.53	20	-80
2472MHz_TnomVnom	Pass	9.58	9.07821	9.40000	-3.42	20	-80
2472MHz_TnomVmin	Pass	9.62	9.16220	9.40000	-2.53	20	-80
2472MHz_TnomVmax	Pass	9.59	9.09913	9.40000	-3.20	20	-80
802.11g_Nss1_2TX	-	-	-	-	-	-	-
2412MHz_TnomVnom	Pass	9.72	9.37562	9.40000	-0.26	20	-80
2412MHz_TnomVmin	Pass	9.63	9.18333	9.40000	-2.31	20	-80
2412MHz_TnomVmax	Pass	9.65	9.22571	9.40000	-1.85	20	-80
2442MHz_TnomVnom	Pass	9.71	9.35406	9.40000	-0.49	20	-80
2442MHz_TnomVmin	Pass	9.71	9.35406	9.40000	-0.49	20	-80
2442MHz_TnomVmax	Pass	9.62	9.16220	9.40000	-2.53	20	-80
2472MHz_TnomVnom	Pass	9.54	8.99498	9.40000	-4.31	20	-80
2472MHz_TnomVmin	Pass	9.56	9.03649	9.40000	-3.87	20	-80
2472MHz_TnomVmax	Pass	9.47	8.85116	9.40000	-5.84	20	-80
802.11n HT20_Nss1,(MCS0)_2TX	-	-	-	-	-	-	-
2412MHz_TnomVnom	Pass	9.62	9.16220	9.40000	-2.53	20	-80
2412MHz_TnomVmin	Pass	9.69	9.31108	9.40000	-0.95	20	-80
2412MHz_TnomVmax	Pass	9.62	9.16220	9.40000	-2.53	20	-80

Mode	Result	Antenna Power (dBm/MHz)	Antenna Power (mW/MHz)	Declare (mW/MHz)	Tolerance (%)	Limit+ (%)	Limit- (%)
2442MHz_TnomVnom	Pass	9.67	9.26830	9.40000	-1.40	20	-80
2442MHz_TnomVmin	Pass	9.64	9.20450	9.40000	-2.08	20	-80
2442MHz_TnomVmax	Pass	9.65	9.22571	9.40000	-1.85	20	-80
2472MHz_TnomVnom	Pass	9.65	9.22571	9.40000	-1.85	20	-80
2472MHz_TnomVmin	Pass	9.63	9.18333	9.40000	-2.31	20	-80
2472MHz_TnomVmax	Pass	9.67	9.26830	9.40000	-1.40	20	-80
ax20_OFDMA_Nss1,(MCS0)_2TX	-	-	-	-	-	-	-
2412MHz_TnomVnom	Pass	8.52	7.11214	7.60000	-6.42	20	-80
2412MHz_TnomVmin	Pass	8.61	7.26106	7.60000	-4.46	20	-80
2412MHz_TnomVmax	Pass	8.62	7.27780	7.60000	-4.24	20	-80
2442MHz_TnomVnom	Pass	8.57	7.19449	7.60000	-5.34	20	-80
2442MHz_TnomVmin	Pass	8.44	6.98232	7.60000	-8.13	20	-80
2442MHz_TnomVmax	Pass	8.53	7.12853	7.60000	-6.20	20	-80
2472MHz_TnomVnom	Pass	8.77	7.53356	7.60000	-0.87	20	-80
2472MHz_TnomVmin	Pass	8.77	7.53356	7.60000	-0.87	20	-80
2472MHz_TnomVmax	Pass	8.60	7.24436	7.60000	-4.68	20	-80

partial RU configuration
Summary

Mode	Result	Antenna Power (dBm/MHz)	Antenna Power (mW/MHz)	Declare (mW/MHz)	Tolerance (%)	Limit+ (%)	Limit- (%)
2.4-2.4835GHz	-	-	-	-	-	-	-
ax20_OFDMA_RU26_Index3_Nss1,(MCS0)_2TX	Pass	9.72	9.37562	9.40000	-0.26	20	-80
ax20_OFDMA_RU52_Index38_Nss1,(MCS0)_2TX	Pass	9.63	9.18333	9.40000	-2.31	20	-80
ax20_OFDMA_RU106_Index53_Nss1,(MCS0)_2TX	Pass	9.74	9.41890	9.42000	-0.01	20	-80

Result

Mode	Result	Antenna Power (dBm/MHz)	Antenna Power (mW/MHz)	Declare (mW/MHz)	Tolerance (%)	Limit+ (%)	Limit- (%)
ax20_OFDMA_RU26_Index3_Nss1,(MCS0)_2TX	-	-	-	-	-	-	-
2412MHz_TnomVnom	Pass	9.55	9.01571	9.40000	-4.09	20	-80
2412MHz_TnomVmin	Pass	9.53	8.97429	9.40000	-4.53	20	-80
2412MHz_TnomVmax	Pass	9.58	9.07821	9.40000	-3.42	20	-80
2442MHz_TnomVnom	Pass	9.69	9.31108	9.40000	-0.95	20	-80
2442MHz_TnomVmin	Pass	9.68	9.28966	9.40000	-1.17	20	-80
2442MHz_TnomVmax	Pass	9.72	9.37562	9.40000	-0.26	20	-80
2472MHz_TnomVnom	Pass	9.59	9.09913	9.40000	-3.20	20	-80
2472MHz_TnomVmin	Pass	9.57	9.05733	9.40000	-3.65	20	-80
2472MHz_TnomVmax	Pass	9.60	9.12011	9.40000	-2.98	20	-80
ax20_OFDMA_RU52_Index38_Nss1,(MCS0)_2TX	-	-	-	-	-	-	-
2412MHz_TnomVnom	Pass	9.61	9.14113	9.40000	-2.75	20	-80
2412MHz_TnomVmin	Pass	9.59	9.09913	9.40000	-3.20	20	-80
2412MHz_TnomVmax	Pass	9.63	9.18333	9.40000	-2.31	20	-80
2442MHz_TnomVnom	Pass	9.48	8.87156	9.40000	-5.62	20	-80
2442MHz_TnomVmin	Pass	9.46	8.83080	9.40000	-6.06	20	-80
2442MHz_TnomVmax	Pass	9.51	8.93305	9.40000	-4.97	20	-80
2472MHz_TnomVnom	Pass	9.54	8.99498	9.40000	-4.31	20	-80
2472MHz_TnomVmin	Pass	9.53	8.97429	9.40000	-4.53	20	-80
2472MHz_TnomVmax	Pass	9.58	9.07821	9.40000	-3.42	20	-80
ax20_OFDMA_RU106_Index53_Nss1,(MCS0)_2TX	-	-	-	-	-	-	-
2412MHz_TnomVnom	Pass	9.72	9.37562	9.42000	-0.47	20	-80
2412MHz_TnomVmin	Pass	9.70	9.33254	9.42000	-0.93	20	-80
2412MHz_TnomVmax	Pass	9.74	9.41890	9.42000	-0.01	20	-80



Mode	Result	Antenna Power (dBm/MHz)	Antenna Power (mW/MHz)	Declare (mW/MHz)	Tolerance (%)	Limit+ (%)	Limit- (%)
2442MHz_TnomVnom	Pass	9.52	8.95365	9.42000	-4.95	20	-80
2442MHz_TnomVmin	Pass	9.50	8.91251	9.42000	-5.39	20	-80
2442MHz_TnomVmax	Pass	9.55	9.01571	9.42000	-4.29	20	-80
2472MHz_TnomVnom	Pass	9.68	9.28966	9.42000	-1.38	20	-80
2472MHz_TnomVmin	Pass	9.65	9.22571	9.42000	-2.06	20	-80
2472MHz_TnomVmax	Pass	9.68	9.28966	9.42000	-1.38	20	-80

**full RU configuration****Summary**

Mode	Antenna Power (dBm/MHz)	Antenna Power (mW/MHz)	EIRP Antenna Power (dBm/MHz)	EIRP Antenna Power (mW/MHz)
2.4-2.4835GHz	-	-	-	-
802.11b_Nss1_2TX	9.63	9.18333	12.03	15.95879
802.11g_Nss1_2TX	9.72	9.37562	12.12	16.29296
802.11n HT20_Nss1,(MCS0)_2TX	9.69	9.31108	12.09	16.18080
ax20_OFDMA_Nss1,(MCS0)_2TX	8.77	7.53356	11.17	13.09182

PD = Antenna Power (Power Density)sum by P1~PN;

P1 = Port 1 PD; P2 = Port 2 PD; P3 = Port 3 PD; P4 = Port 4 PD; ENBF = Equivalent Noise Bandwidth Factor;

Result

Mode	Result	Gain (dBi)	P1 (dBm/MHz)	P2 (dBm/MHz)	Antenna Power (dBm/MHz)	Antenna Power (mW/MHz)	Antenna Power Lim. (mW/MHz)	EIRP Antenna Power (dBm/MHz)	EIRP Antenna Power (mW/MHz)	EIRP Antenna Power Lim. (mW/MHz)
802.11b_Nss1_2TX	-	-	-	-	-	-	-	-	-	-
2412MHz_TnomVnom	Pass	2.40	6.68	6.45	9.58	9.07821	10	11.98	15.77611	16.368
2412MHz_TnomVmin	Pass	2.40	6.51	6.71	9.62	9.16220	10	12.02	15.92209	16.368
2412MHz_TnomVmax	Pass	2.40	6.51	6.71	9.62	9.16220	10	12.02	15.92209	16.368
2442MHz_TnomVnom	Pass	2.40	6.60	6.60	9.61	9.14113	10	12.01	15.88547	16.368
2442MHz_TnomVmin	Pass	2.40	6.43	6.80	9.63	9.18333	10	12.03	15.95879	16.368
2442MHz_TnomVmax	Pass	2.40	6.50	6.71	9.62	9.16220	10	12.02	15.92209	16.368
2472MHz_TnomVnom	Pass	2.40	6.45	6.68	9.58	9.07821	10	11.98	15.77611	16.368
2472MHz_TnomVmin	Pass	2.40	6.59	6.62	9.62	9.16220	10	12.02	15.92209	16.368
2472MHz_TnomVmax	Pass	2.40	6.65	6.50	9.59	9.09913	10	11.99	15.81248	16.368
802.11g_Nss1_2TX	-	-	-	-	-	-	-	-	-	-
2412MHz_TnomVnom	Pass	2.40	6.63	6.78	9.72	9.37562	10	12.12	16.29296	16.368
2412MHz_TnomVmin	Pass	2.40	6.52	6.72	9.63	9.18333	10	12.03	15.95879	16.368
2412MHz_TnomVmax	Pass	2.40	6.63	6.64	9.65	9.22571	10	12.05	16.03245	16.368
2442MHz_TnomVnom	Pass	2.40	6.72	6.67	9.71	9.35406	10	12.11	16.25549	16.368
2442MHz_TnomVmin	Pass	2.40	6.60	6.80	9.71	9.35406	10	12.11	16.25549	16.368
2442MHz_TnomVmax	Pass	2.40	6.62	6.60	9.62	9.16220	10	12.02	15.92209	16.368
2472MHz_TnomVnom	Pass	2.40	6.52	6.54	9.54	8.99498	10	11.94	15.63148	16.368
2472MHz_TnomVmin	Pass	2.40	6.65	6.44	9.56	9.03649	10	11.96	15.70363	16.368
2472MHz_TnomVmax	Pass	2.40	6.50	6.42	9.47	8.85116	10	11.87	15.38155	16.368
802.11n HT20_Nss1,(MCS0)_2TX	-	-	-	-	-	-	-	-	-	-
2412MHz_TnomVnom	Pass	2.40	6.64	6.57	9.62	9.16220	10	12.02	15.92209	16.368
2412MHz_TnomVmin	Pass	2.40	6.63	6.73	9.69	9.31108	10	12.09	16.18080	16.368
2412MHz_TnomVmax	Pass	2.40	6.54	6.67	9.62	9.16220	10	12.02	15.92209	16.368
2442MHz_TnomVnom	Pass	2.40	6.73	6.58	9.67	9.26830	10	12.07	16.10646	16.368



Mode	Result	Gain (dBi)	P1 (dBm/MHz)	P2 (dBm/MHz)	Antenna Power (dBm/MHz)	Antenna Power (mW/MHz)	Antenna Power Lim. (mW/MHz)	EIRP Antenna Power (dBm/MHz)	EIRP Antenna Power (mW/MHz)	EIRP Antenna Power Lim. (mW/MHz)
2442MHz_TnomVmin	Pass	2.40	6.75	6.50	9.64	9.20450	10	12.04	15.99558	16.368
2442MHz_TnomVmax	Pass	2.40	6.72	6.55	9.65	9.22571	10	12.05	16.03245	16.368
2472MHz_TnomVnom	Pass	2.40	6.65	6.63	9.65	9.22571	10	12.05	16.03245	16.368
2472MHz_TnomVmin	Pass	2.40	6.62	6.61	9.63	9.18333	10	12.03	15.95879	16.368
2472MHz_TnomVmax	Pass	2.40	6.68	6.64	9.67	9.26830	10	12.07	16.10646	16.368
ax20_OFDMA_Nss1,(MCS0)_2TX	-	-	-	-	-	-	-	-	-	-
2412MHz_TnomVnom	Pass	2.40	5.42	5.60	8.52	7.11214	10	10.92	12.35947	16.368
2412MHz_TnomVmin	Pass	2.40	5.62	5.58	8.61	7.26106	10	11.01	12.61828	16.368
2412MHz_TnomVmax	Pass	2.40	5.64	5.58	8.62	7.27780	10	11.02	12.64736	16.368
2442MHz_TnomVnom	Pass	2.40	5.54	5.57	8.57	7.19449	10	10.97	12.50259	16.368
2442MHz_TnomVmin	Pass	2.40	5.46	5.39	8.44	6.98232	10	10.84	12.13389	16.368
2442MHz_TnomVmax	Pass	2.40	5.56	5.47	8.53	7.12853	10	10.93	12.38797	16.368
2472MHz_TnomVnom	Pass	2.40	5.91	5.61	8.77	7.53356	10	11.17	13.09182	16.368
2472MHz_TnomVmin	Pass	2.40	5.91	5.61	8.77	7.53356	10	11.17	13.09182	16.368
2472MHz_TnomVmax	Pass	2.40	5.64	5.54	8.60	7.24436	10	11.00	12.58925	16.368

PD = Antenna Power (Power Density)sum by P1~PN;

P1 = Port 1 PD; P2 = Port 2 PD; P3 = Port 3 PD; P4 = Port 4 PD; ENBF = Equivalent Noise Bandwidth Factor;

**partial RU configuration****Summary**

Mode	Antenna Power (dBm/MHz)	Antenna Power (mW/MHz)	EIRP Antenna Power (dBm/MHz)	EIRP Antenna Power (mW/MHz)
2.4-2.4835GHz	-	-	-	-
ax20_OFDMA_RU26_Index3_Nss1,(MCS0)_2TX	9.72	9.37562	12.12	16.29296
ax20_OFDMA_RU52_Index38_Nss1,(MCS0)_2TX	9.63	9.18333	12.03	15.95879
ax20_OFDMA_RU106_Index53_Nss1,(MCS0)_2TX	9.74	9.41890	12.14	16.36817

PD = Antenna Power (Power Density)sum by P1~PN;

P1 = Port 1 PD; P2 = Port 2 PD; P3 = Port 3 PD; P4 = Port 4 PD; ENBF = Equivalent Noise Bandwidth Factor;

Result

Mode	Result	Gain (dBi)	P1 (dBm/MHz)	P2 (dBm/MHz)	Antenna Power (dBm/MHz)	Antenna Power (mW/MHz)	Antenna Power Lim. (mW/MHz)	EIRP Antenna Power (dBm/MHz)	EIRP Antenna Power (mW/MHz)	EIRP Antenna Power Lim. (mW/MHz)
ax20_OFDMA_RU26_Index3_Nss1,(MCS0)_2TX	-	-	-	-	-	-	-	-	-	-
2412MHz_TnomVnom	Pass	2.40	6.38	6.7	9.55	9.01571	10	11.95	15.66751	16.368
2412MHz_TnomVmin	Pass	2.40	6.36	6.68	9.53	8.97429	10	11.93	15.59553	16.368
2412MHz_TnomVmax	Pass	2.40	6.4	6.73	9.58	9.07821	10	11.98	15.77611	16.368
2442MHz_TnomVnom	Pass	2.40	6.59	6.76	9.69	9.31108	10	12.09	16.18080	16.368
2442MHz_TnomVmin	Pass	2.40	6.59	6.75	9.68	9.28966	10	12.08	16.14359	16.368
2442MHz_TnomVmax	Pass	2.40	6.62	6.79	9.72	9.37562	10	12.12	16.29296	16.368
2472MHz_TnomVnom	Pass	2.40	6.58	6.57	9.59	9.09913	10	11.99	15.81248	16.368
2472MHz_TnomVmin	Pass	2.40	6.55	6.57	9.57	9.05733	10	11.97	15.73983	16.368
2472MHz_TnomVmax	Pass	2.40	6.6	6.58	9.60	9.12011	10	12.00	15.84893	16.368
ax20_OFDMA_RU52_Index38_Nss1,(MCS0)_2TX	-	-	-	-	-	-	-	-	-	-
2412MHz_TnomVnom	Pass	2.40	6.45	6.75	9.61	9.14113	10	12.01	15.88547	16.368
2412MHz_TnomVmin	Pass	2.40	6.42	6.73	9.59	9.09913	10	11.99	15.81248	16.368
2412MHz_TnomVmax	Pass	2.40	6.46	6.78	9.63	9.18333	10	12.03	15.95879	16.368
2442MHz_TnomVnom	Pass	2.40	6.3	6.63	9.48	8.87156	10	11.88	15.41700	16.368
2442MHz_TnomVmin	Pass	2.40	6.27	6.62	9.46	8.83080	10	11.86	15.34617	16.368
2442MHz_TnomVmax	Pass	2.40	6.34	6.66	9.51	8.93305	10	11.91	15.52387	16.368
2472MHz_TnomVnom	Pass	2.40	6.72	6.34	9.54	8.99498	10	11.94	15.63148	16.368
2472MHz_TnomVmin	Pass	2.40	6.72	6.31	9.53	8.97429	10	11.93	15.59553	16.368
2472MHz_TnomVmax	Pass	2.40	6.76	6.37	9.58	9.07821	10	11.98	15.77611	16.368
ax20_OFDMA_RU106_Index53_Nss1,(MCS0)_2TX	-	-	-	-	-	-	-	-	-	-
2412MHz_TnomVnom	Pass	2.40	6.51	6.9	9.72	9.37562	10	12.12	16.29296	16.368
2412MHz_TnomVmin	Pass	2.40	6.49	6.89	9.70	9.33254	10	12.10	16.21810	16.368
2412MHz_TnomVmax	Pass	2.40	6.54	6.92	9.74	9.41890	10	12.14	16.36817	16.368
2442MHz_TnomVnom	Pass	2.40	6.46	6.55	9.52	8.95365	10	11.92	15.55966	16.368
2442MHz_TnomVmin	Pass	2.40	6.45	6.52	9.50	8.91251	10	11.90	15.48817	16.368
2442MHz_TnomVmax	Pass	2.40	6.48	6.59	9.55	9.01571	10	11.95	15.66751	16.368



Mode	Result	Gain	P1	P2	Antenna Power	Antenna Power	Antenna Power Lim.	EIRP Antenna Power	EIRP Antenna Power	EIRP Antenna Power Lim.
		(dBi)	(dBm/MHz)	(dBm/MHz)	(dBm/MHz)	(mW/MHz)	(mW/MHz)	(dBm/MHz)	(mW/MHz)	(mW/MHz)
2472MHz_TnomVnom	Pass	2.40	6.56	6.77	9.68	9.28966	10	12.08	16.14359	16.368
2472MHz_TnomVmin	Pass	2.40	6.53	6.75	9.65	9.22571	10	12.05	16.03245	16.368
2472MHz_TnomVmax	Pass	2.40	6.57	6.77	9.68	9.28966	10	12.08	16.14359	16.368

PD = Antenna Power (Power Density)sum by **P1~PN**;

P1 = Port 1 PD; **P2** = Port 2 PD; **P3** = Port 3 PD; **P4** = Port 4 PD; **ENBF** = Equivalent Noise Bandwidth Factor;



full RU configuration

Summary

Mode	Result	Ch (Hz)	Center (Hz)	ppm	Limit (ppm)	Port	Remark
2.4-2.4835GHz	-	-	-	-	-	-	-
802.11b_Nss1_2TX	Pass	2.412G	2.41209563G	39.6455	±50	1	-
802.11g_Nss1_2TX	Pass	2.442G	2.44197563G	-9.9816	±50	1	-
802.11n HT20_Nss1,(MCS0)_2TX	Pass	2.472G	2.47197188G	-11.3774	±50	1	-
ax20_OFDMA_Nss1,(MCS0)_2TX	Pass	2.412G	2.41197G	-12.4378	±50	2	-

Result

Mode	Result	Ch (Hz)	Center (Hz)	ppm	Limit (ppm)	Port	Remark
802.11b_Nss1_2TX	-	-	-	-	-	-	-
2412MHz_TnomVnom	Pass	2.412G	2.41194G	-24.8756	±50	1	-
2412MHz_TnomVnom	Pass	2.412G	2.41196813G	-13.2152	±50	2	-
2412MHz_TnomVmin	Pass	2.412G	2.41200375G	1.5547	±50	1	-
2412MHz_TnomVmin	Pass	2.412G	2.41205063G	20.9888	±50	2	-
2412MHz_TnomVmax	Pass	2.412G	2.41209563G	39.6455	±50	1	-
2412MHz_TnomVmax	Pass	2.412G	2.41199813G	-0.7774	±50	2	-
2442MHz_TnomVnom	Pass	2.442G	2.44195125G	-19.9631	±50	1	-
2442MHz_TnomVnom	Pass	2.442G	2.44197G	-12.285	±50	2	-
2442MHz_TnomVmin	Pass	2.442G	2.44202438G	9.9816	±50	1	-
2442MHz_TnomVmin	Pass	2.442G	2.44193438G	-26.8735	±50	2	-
2442MHz_TnomVmax	Pass	2.442G	2.44205813G	23.8022	±50	1	-
2442MHz_TnomVmax	Pass	2.442G	2.44197G	-12.285	±50	2	-
2472MHz_TnomVnom	Pass	2.472G	2.47202438G	9.8604	±50	1	-
2472MHz_TnomVnom	Pass	2.472G	2.47195688G	-17.4454	±50	2	-
2472MHz_TnomVmin	Pass	2.472G	2.47194188G	-23.5133	±50	1	-
2472MHz_TnomVmin	Pass	2.472G	2.47206375G	25.7888	±50	2	-
2472MHz_TnomVmax	Pass	2.472G	2.47196438G	-14.4114	±50	1	-
2472MHz_TnomVmax	Pass	2.472G	2.47200375G	1.517	±50	2	-
802.11g_Nss1_2TX	-	-	-	-	-	-	-
2412MHz_TnomVnom	Pass	2.412G	2.41198125G	-7.7736	±50	1	-
2412MHz_TnomVnom	Pass	2.412G	2.4119775G	-9.3284	±50	2	-
2412MHz_TnomVmin	Pass	2.412G	2.4119775G	-9.3284	±50	1	-
2412MHz_TnomVmin	Pass	2.412G	2.41198313G	-6.9963	±50	2	-
2412MHz_TnomVmax	Pass	2.412G	2.41197938G	-8.551	±50	1	-



Frequency Tolerance

Appendix B

Mode	Result	Ch (Hz)	Center (Hz)	ppm	Limit (ppm)	Port	Remark
2412MHz_TnomVmax	Pass	2.412G	2.411985G	-6.2189	±50	2	-
2442MHz_TnomVnom	Pass	2.442G	2.44198313G	-6.9103	±50	1	-
2442MHz_TnomVnom	Pass	2.442G	2.4419775G	-9.2138	±50	2	-
2442MHz_TnomVmin	Pass	2.442G	2.44197563G	-9.9816	±50	1	-
2442MHz_TnomVmin	Pass	2.442G	2.44198313G	-6.9103	±50	2	-
2442MHz_TnomVmax	Pass	2.442G	2.44198125G	-7.6781	±50	1	-
2442MHz_TnomVmax	Pass	2.442G	2.4419775G	-9.2138	±50	2	-
2472MHz_TnomVnom	Pass	2.472G	2.47198125G	-7.585	±50	1	-
2472MHz_TnomVnom	Pass	2.472G	2.47198313G	-6.8265	±50	2	-
2472MHz_TnomVmin	Pass	2.472G	2.47197563G	-9.8604	±50	1	-
2472MHz_TnomVmin	Pass	2.472G	2.47198688G	-5.3095	±50	2	-
2472MHz_TnomVmax	Pass	2.472G	2.47197563G	-9.8604	±50	1	-
2472MHz_TnomVmax	Pass	2.472G	2.47197938G	-8.3434	±50	2	-
802.11n HT20_Nss1,(MCS0)_2TX	-	-	-	-	-	-	-
2412MHz_TnomVnom	Pass	2.412G	2.41197375G	-10.8831	±50	1	-
2412MHz_TnomVnom	Pass	2.412G	2.41197938G	-8.551	±50	2	-
2412MHz_TnomVmin	Pass	2.412G	2.41197938G	-8.551	±50	1	-
2412MHz_TnomVmin	Pass	2.412G	2.411985G	-6.2189	±50	2	-
2412MHz_TnomVmax	Pass	2.412G	2.411985G	-6.2189	±50	1	-
2412MHz_TnomVmax	Pass	2.412G	2.41198875G	-4.6642	±50	2	-
2442MHz_TnomVnom	Pass	2.442G	2.44197563G	-9.9816	±50	1	-
2442MHz_TnomVnom	Pass	2.442G	2.44197375G	-10.7494	±50	2	-
2442MHz_TnomVmin	Pass	2.442G	2.44198125G	-7.6781	±50	1	-
2442MHz_TnomVmin	Pass	2.442G	2.441985G	-6.1425	±50	2	-
2442MHz_TnomVmax	Pass	2.442G	2.44198125G	-7.6781	±50	1	-
2442MHz_TnomVmax	Pass	2.442G	2.44198313G	-6.9103	±50	2	-
2472MHz_TnomVnom	Pass	2.472G	2.4719775G	-9.1019	±50	1	-
2472MHz_TnomVnom	Pass	2.472G	2.4719775G	-9.1019	±50	2	-
2472MHz_TnomVmin	Pass	2.472G	2.47197938G	-8.3434	±50	1	-
2472MHz_TnomVmin	Pass	2.472G	2.471985G	-6.068	±50	2	-
2472MHz_TnomVmax	Pass	2.472G	2.47197188G	-11.3774	±50	1	-
2472MHz_TnomVmax	Pass	2.472G	2.47198313G	-6.8265	±50	2	-
ax20_OFDMA_Nss1,(MCS0)_2TX	-	-	-	-	-	-	-
2412MHz_TnomVnom	Pass	2.412G	2.41197563G	-10.1057	±50	1	-
2412MHz_TnomVnom	Pass	2.412G	2.4119775G	-9.3284	±50	2	-



Frequency Tolerance

Appendix B

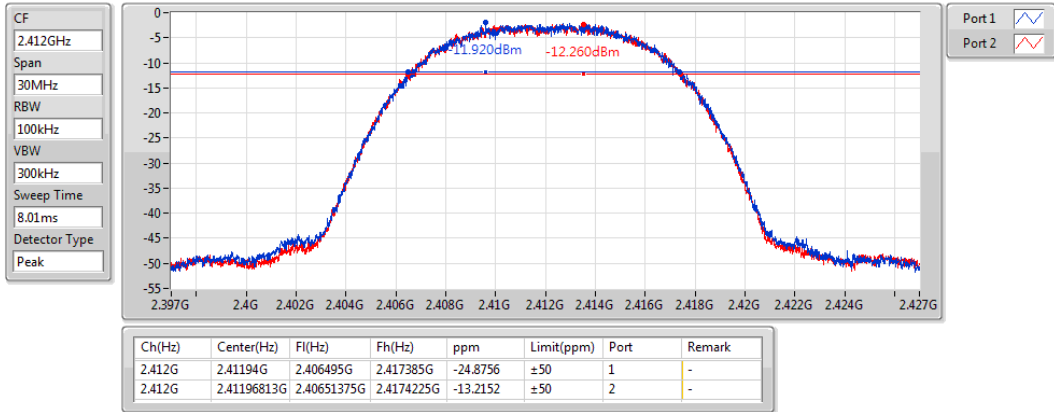
Mode	Result	Ch (Hz)	Center (Hz)	ppm	Limit (ppm)	Port	Remark
2412MHz_TnomVmin	Pass	2.412G	2.411985G	-6.2189	±50	1	-
2412MHz_TnomVmin	Pass	2.412G	2.4119775G	-9.3284	±50	2	-
2412MHz_TnomVmax	Pass	2.412G	2.41198313G	-6.9963	±50	1	-
2412MHz_TnomVmax	Pass	2.412G	2.41197G	-12.4378	±50	2	-
2442MHz_TnomVnom	Pass	2.442G	2.44198125G	-7.6781	±50	1	-
2442MHz_TnomVnom	Pass	2.442G	2.4419775G	-9.2138	±50	2	-
2442MHz_TnomVmin	Pass	2.442G	2.44197G	-12.285	±50	1	-
2442MHz_TnomVmin	Pass	2.442G	2.4419775G	-9.2138	±50	2	-
2442MHz_TnomVmax	Pass	2.442G	2.4419775G	-9.2138	±50	1	-
2442MHz_TnomVmax	Pass	2.442G	2.44197G	-12.285	±50	2	-
2472MHz_TnomVnom	Pass	2.472G	2.47197188G	-11.3774	±50	1	-
2472MHz_TnomVnom	Pass	2.472G	2.47197563G	-9.8604	±50	2	-
2472MHz_TnomVmin	Pass	2.472G	2.4719775G	-9.1019	±50	1	-
2472MHz_TnomVmin	Pass	2.472G	2.47197938G	-8.3434	±50	2	-
2472MHz_TnomVmax	Pass	2.472G	2.4719775G	-9.1019	±50	1	-
2472MHz_TnomVmax	Pass	2.472G	2.47197G	-12.1359	±50	2	-



802.11b_Nss1_2TX

Freq. Stability

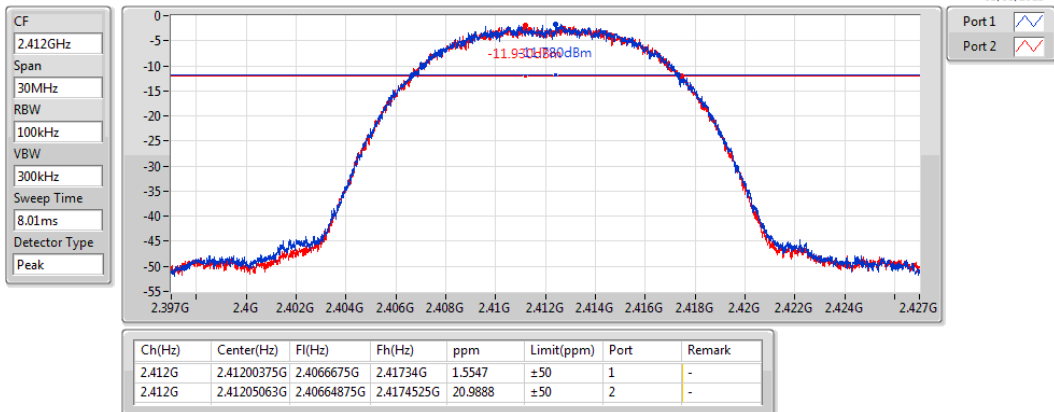
2412MHz_TnomVnom



802.11b_Nss1_2TX

Freq. Stability

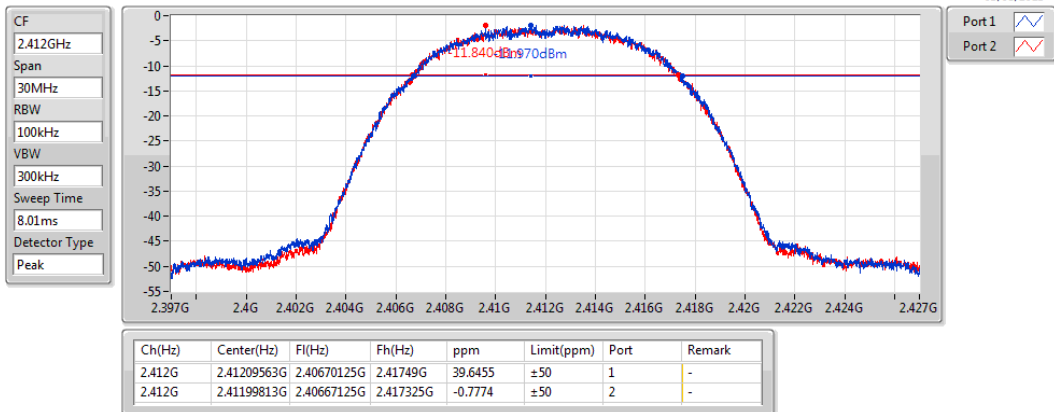
2412MHz_TnomVmin



802.11b_Nss1_2TX

Freq. Stability

2412MHz_TnomVmax

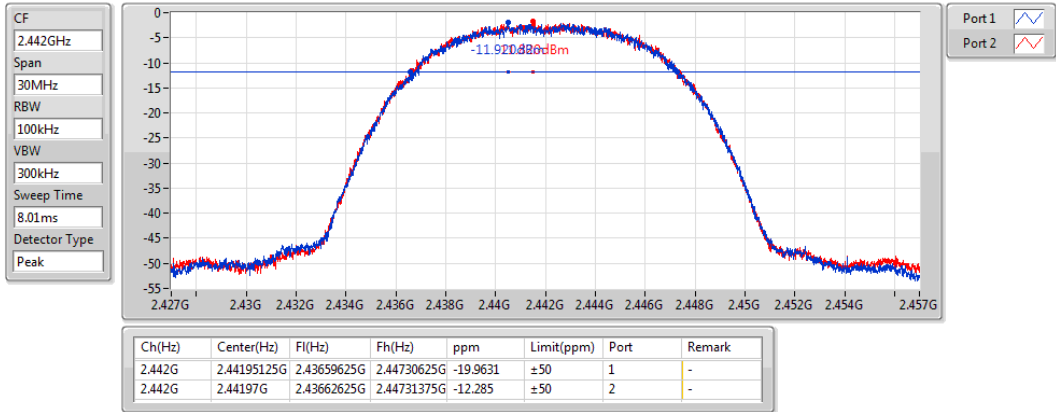




802.11b_Nss1_2TX

Freq. Stability

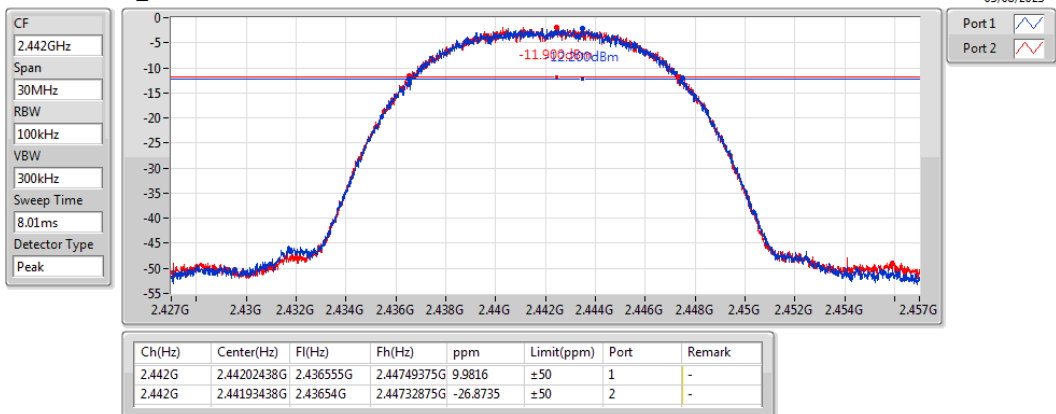
2442MHz_TnomVnom



802.11b_Nss1_2TX

Freq. Stability

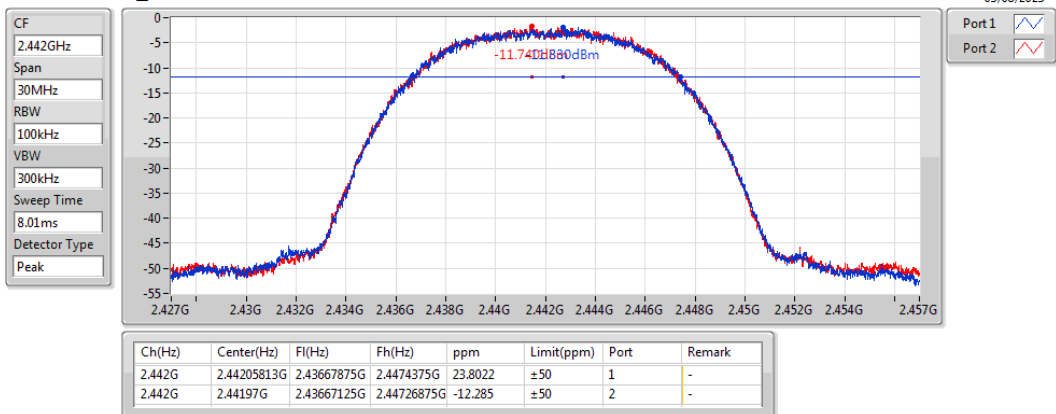
2442MHz_TnomVmin



802.11b_Nss1_2TX

Freq. Stability

2442MHz_TnomVmax

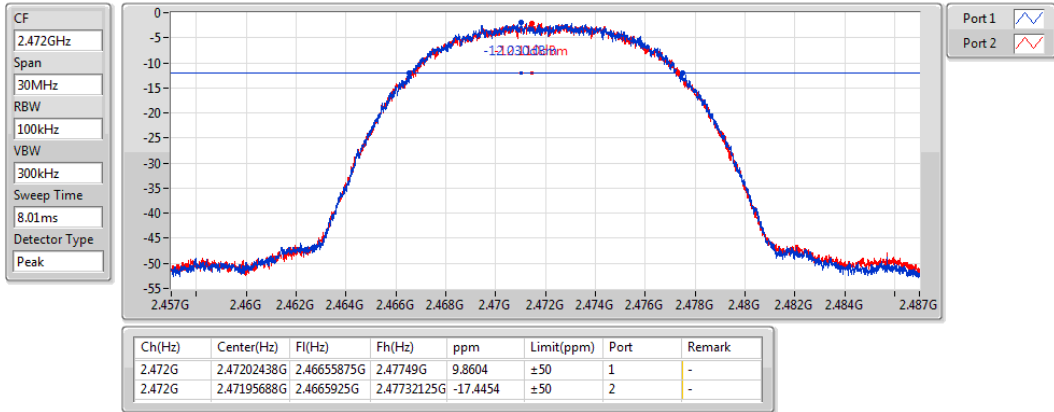




802.11b_Nss1_2TX

Freq. Stability

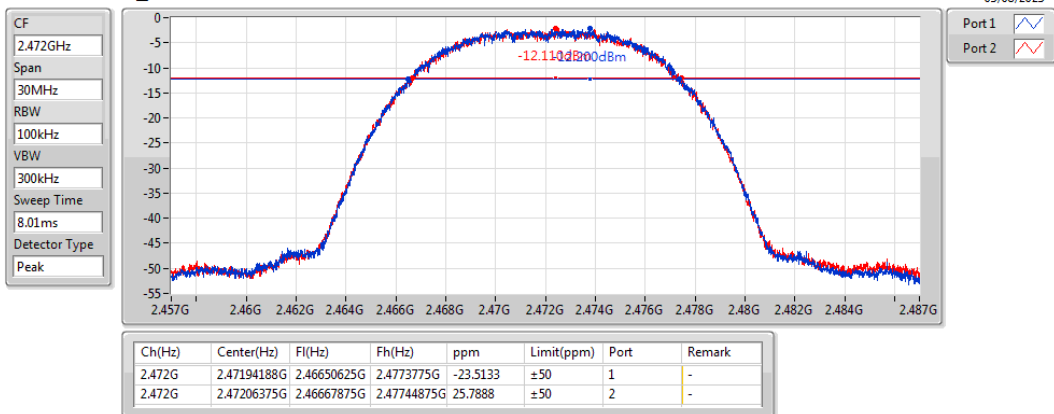
2472MHz_TnomVnom



802.11b_Nss1_2TX

Freq. Stability

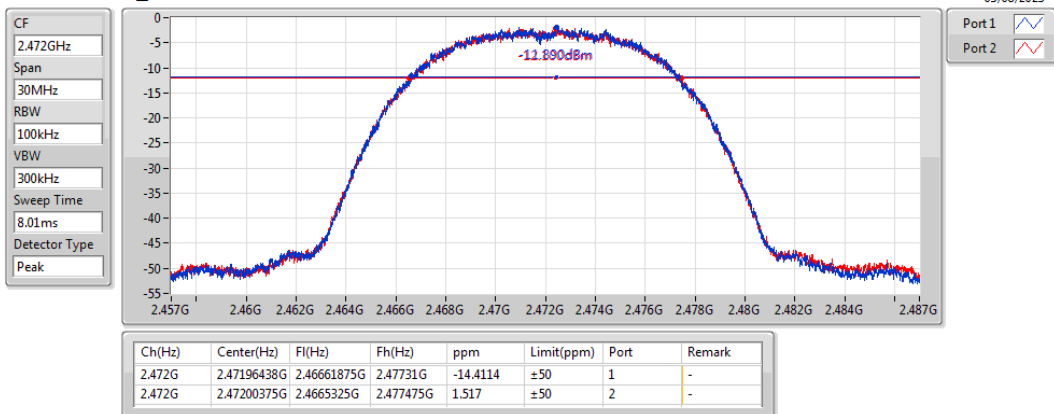
2472MHz_TnomVmin



802.11b_Nss1_2TX

Freq. Stability

2472MHz_TnomVmax

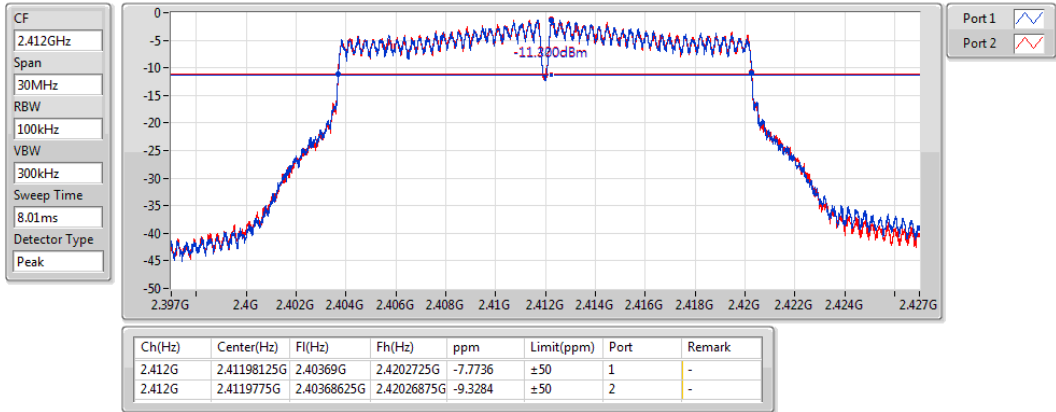




802.11g_Nss1_2TX

Freq. Stability

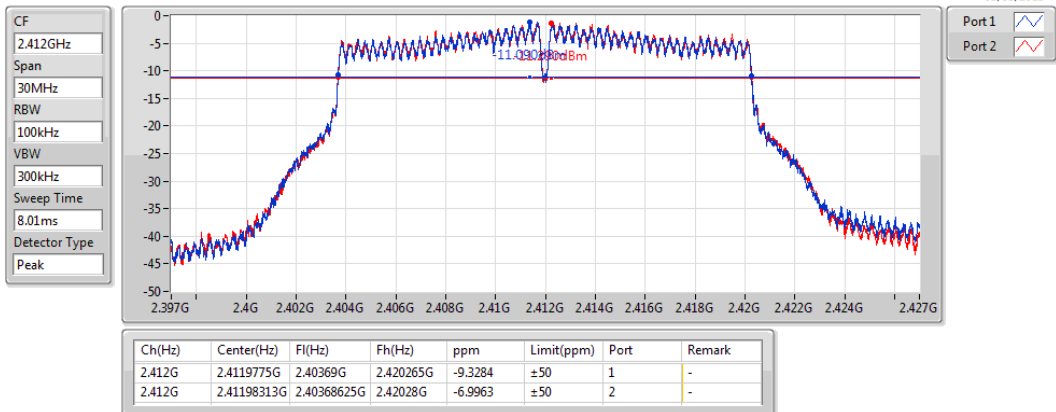
2412MHz_TnomVnom



802.11g_Nss1_2TX

Freq. Stability

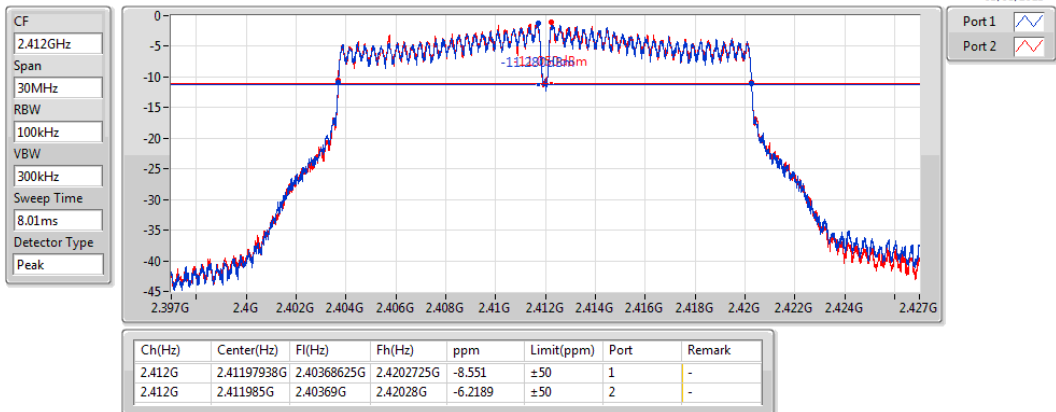
2412MHz_TnomVmin



802.11g_Nss1_2TX

Freq. Stability

2412MHz_TnomVmax

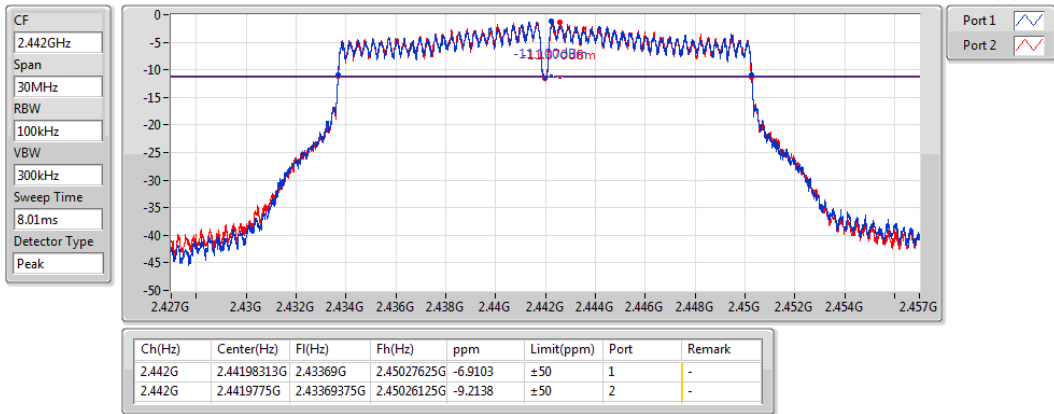




802.11g_Nss1_2TX

Freq. Stability

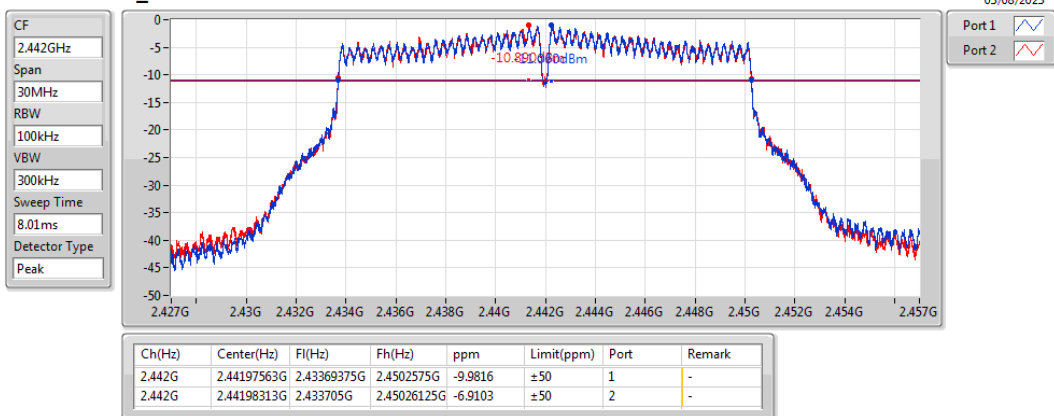
2442MHz_TnomVnom



802.11g_Nss1_2TX

Freq. Stability

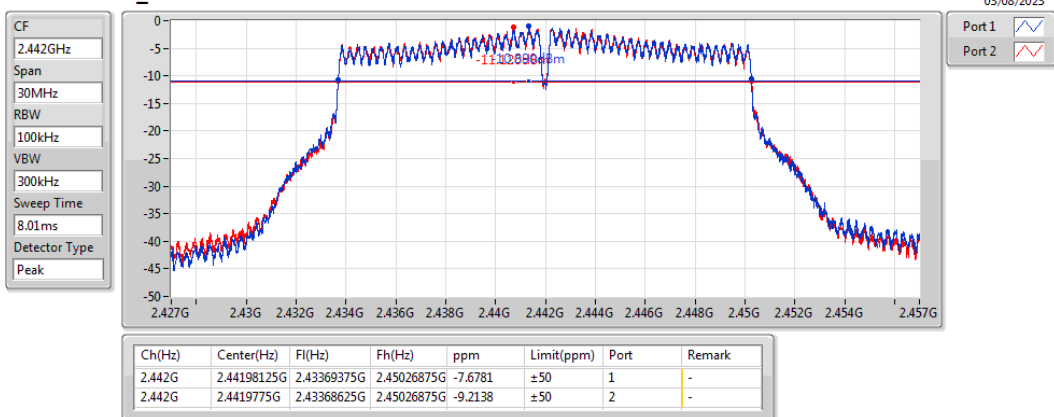
2442MHz_TnomVmin



802.11g_Nss1_2TX

Freq. Stability

2442MHz_TnomVmax

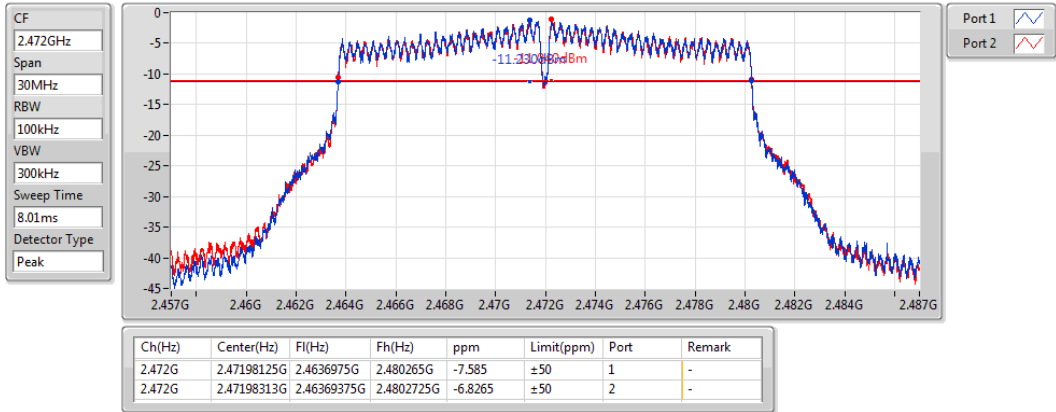




802.11g_Nss1_2TX

Freq. Stability

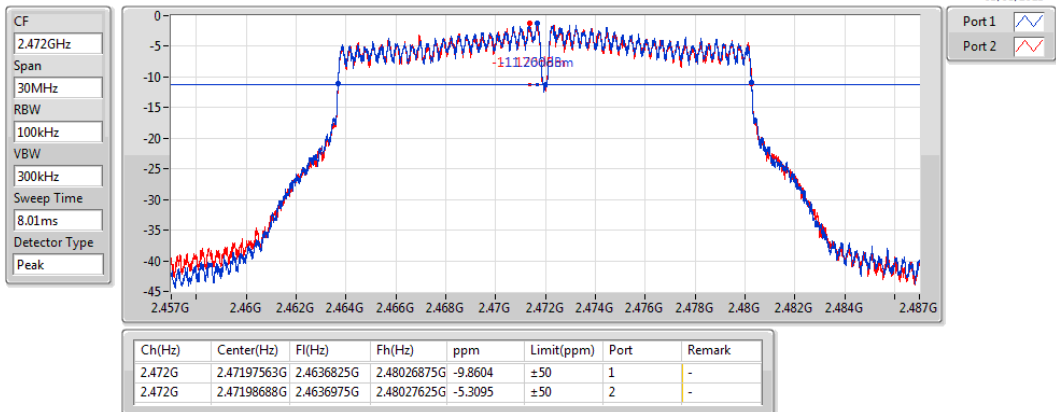
2472MHz_TnomVnom



802.11g_Nss1_2TX

Freq. Stability

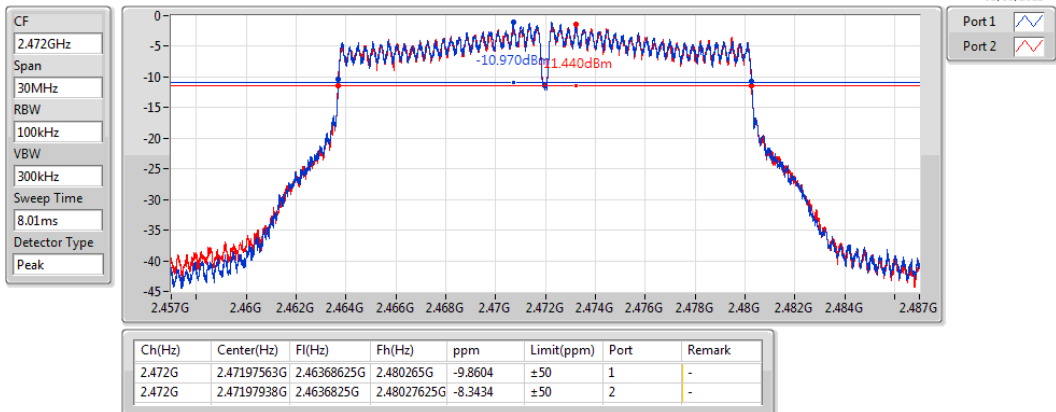
2472MHz_TnomVmin



802.11g_Nss1_2TX

Freq. Stability

2472MHz_TnomVmax

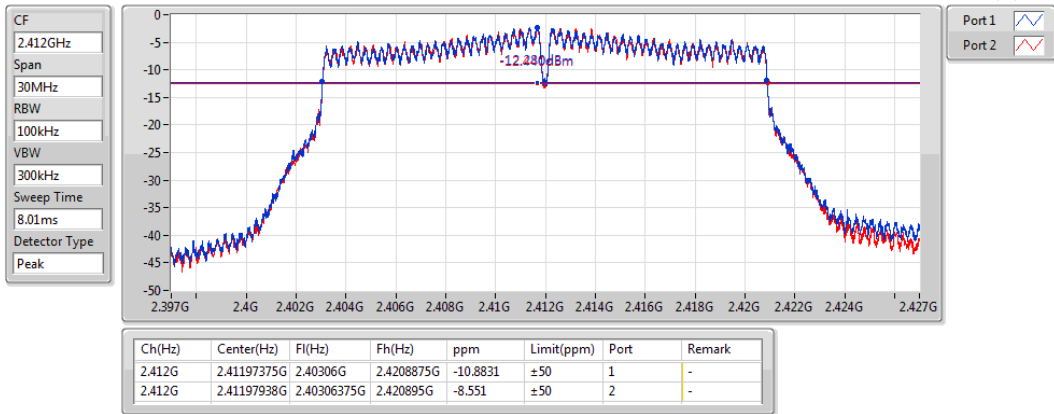




802.11n HT20_Nss1,(MCS0)_2TX

Freq. Stability

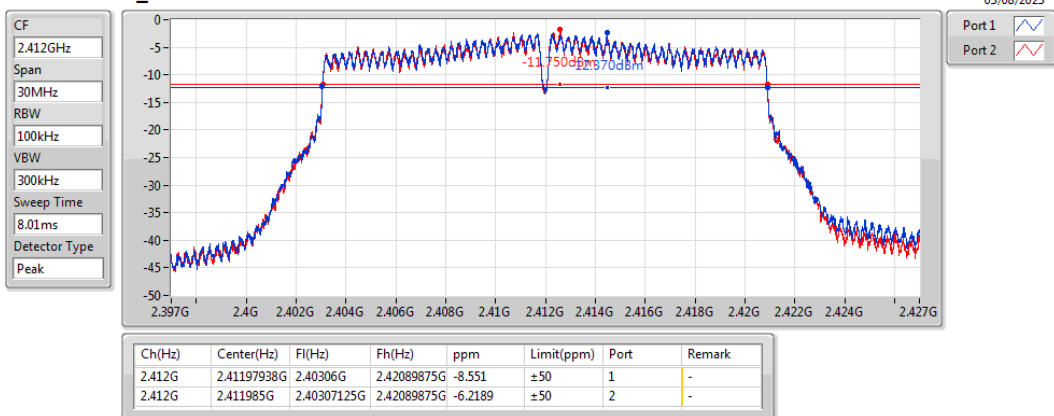
2412MHz_TnomVnom



802.11n HT20_Nss1,(MCS0)_2TX

Freq. Stability

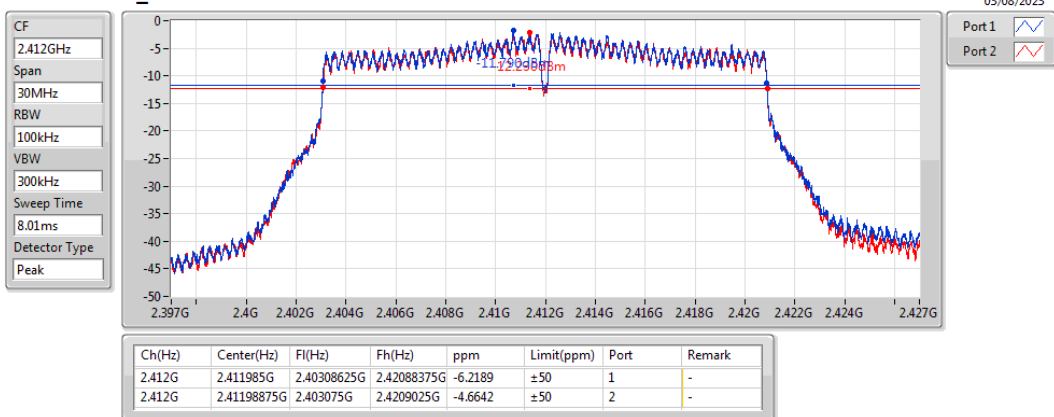
2412MHz_TnomVmin



802.11n HT20_Nss1,(MCS0)_2TX

Freq. Stability

2412MHz_TnomVmax

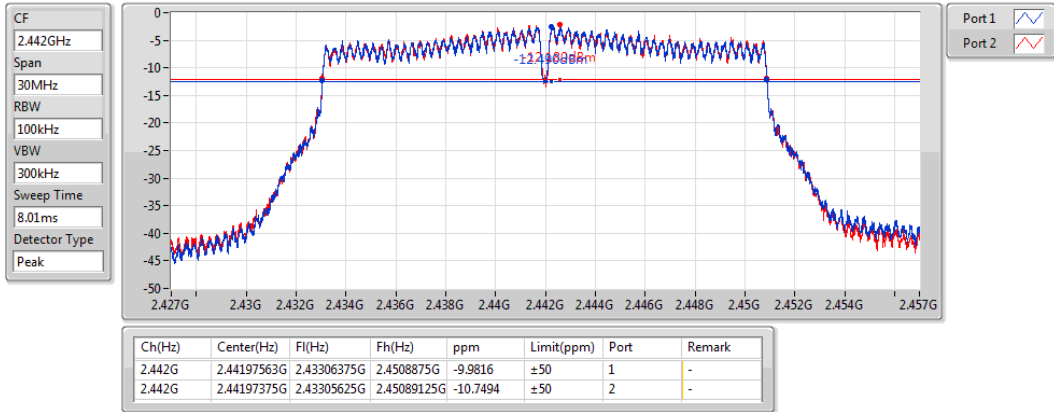




802.11n HT20_Nss1,(MCS0)_2TX

Freq. Stability

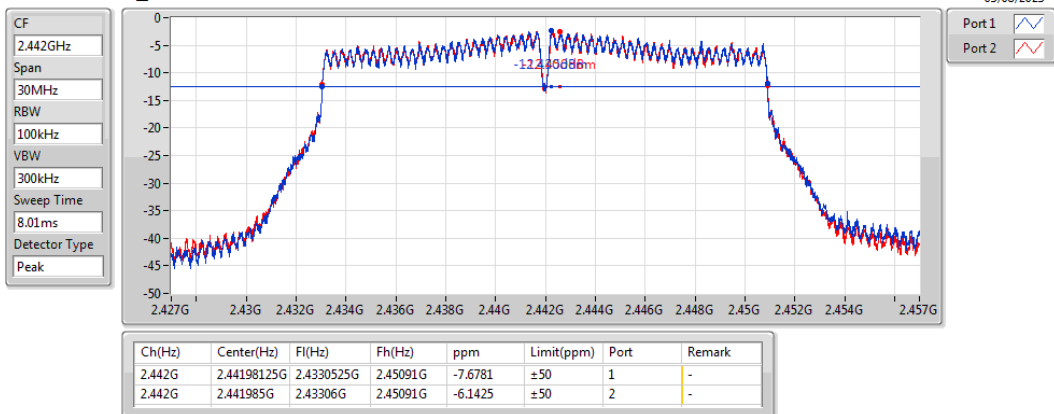
2442MHz_TnomVnom



802.11n HT20_Nss1,(MCS0)_2TX

Freq. Stability

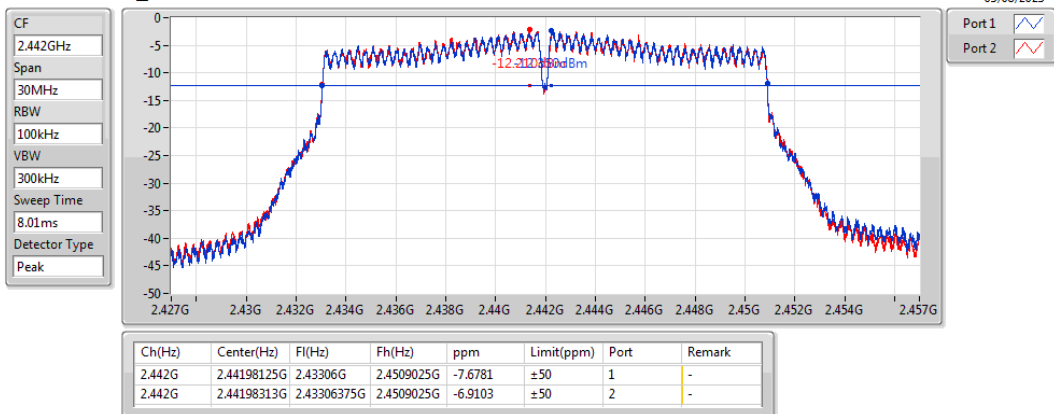
2442MHz_TnomVmin



802.11n HT20_Nss1,(MCS0)_2TX

Freq. Stability

2442MHz_TnomVmax

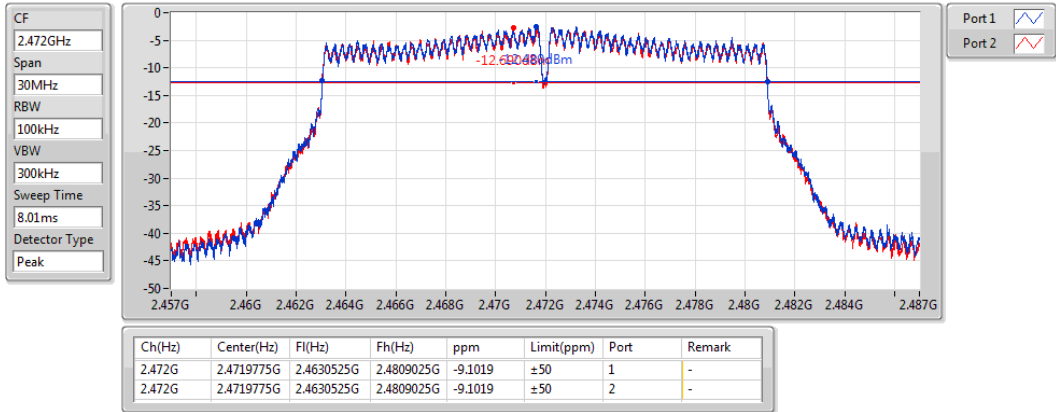




802.11n HT20_Nss1,(MCS0)_2TX

Freq. Stability

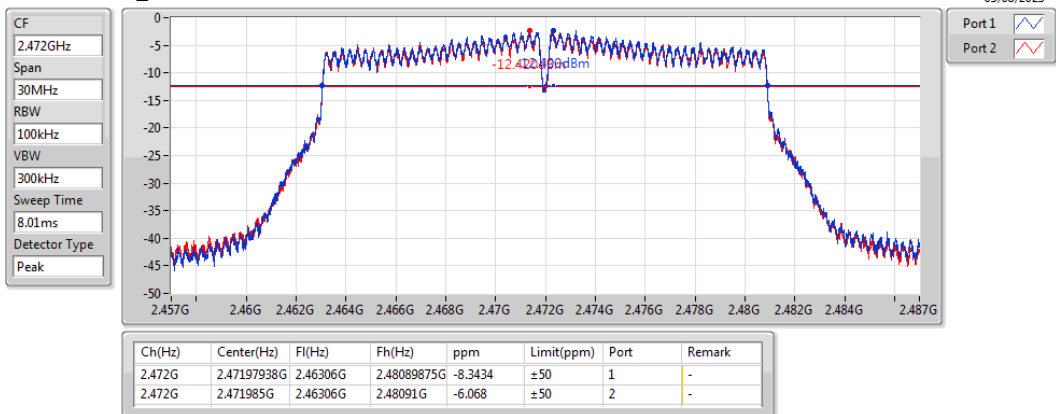
2472MHz_TnomVnom



802.11n HT20_Nss1,(MCS0)_2TX

Freq. Stability

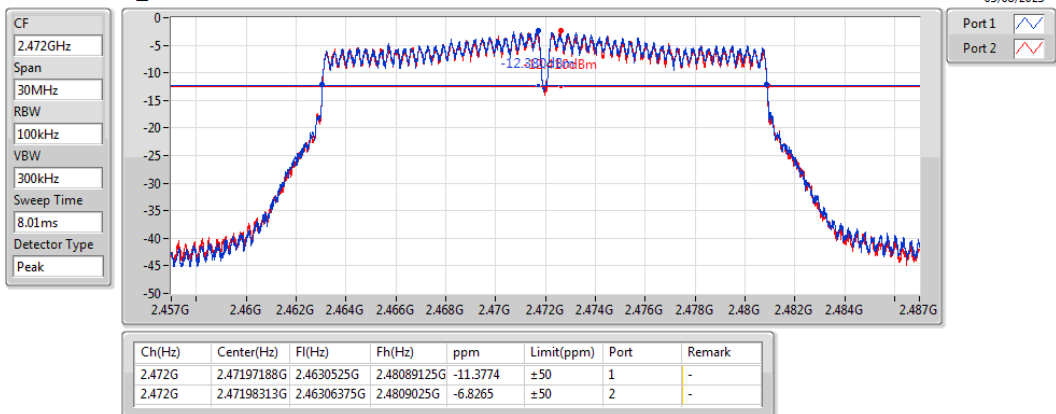
2472MHz_TnomVmin



802.11n HT20_Nss1,(MCS0)_2TX

Freq. Stability

2472MHz_TnomVmax

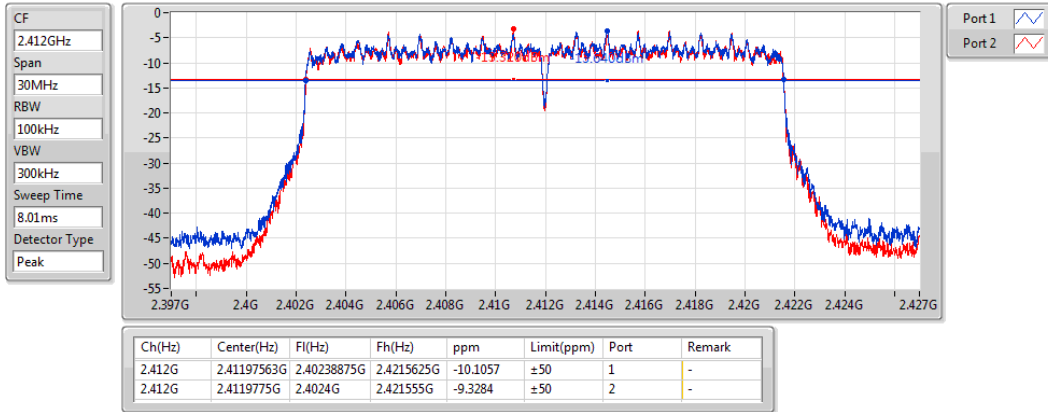




ax20_OFDMA_Nss1,(MCS0)_2TX

Freq. Stability

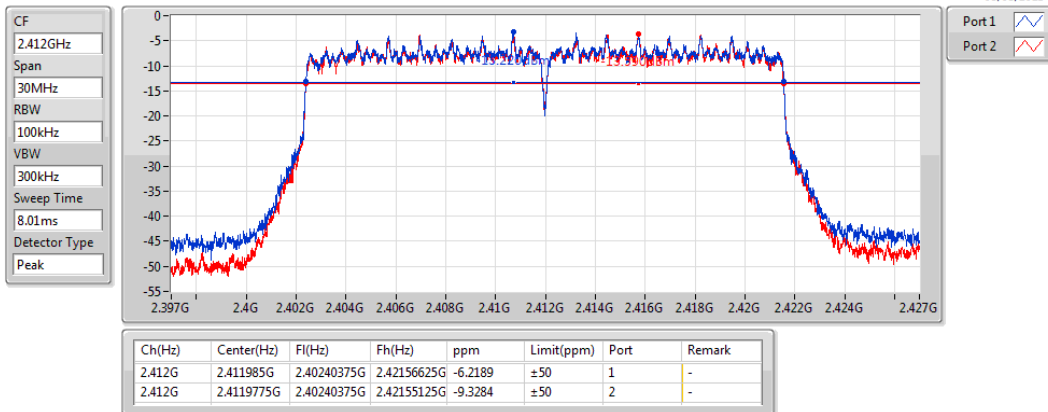
2412MHz_TnomVnom



ax20_OFDMA_Nss1,(MCS0)_2TX

Freq. Stability

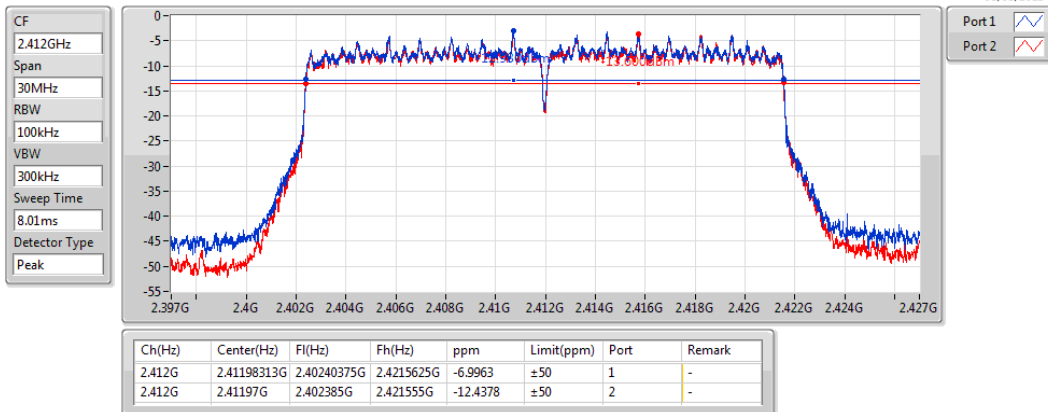
2412MHz_TnomVmin



ax20_OFDMA_Nss1,(MCS0)_2TX

Freq. Stability

2412MHz_TnomVmax

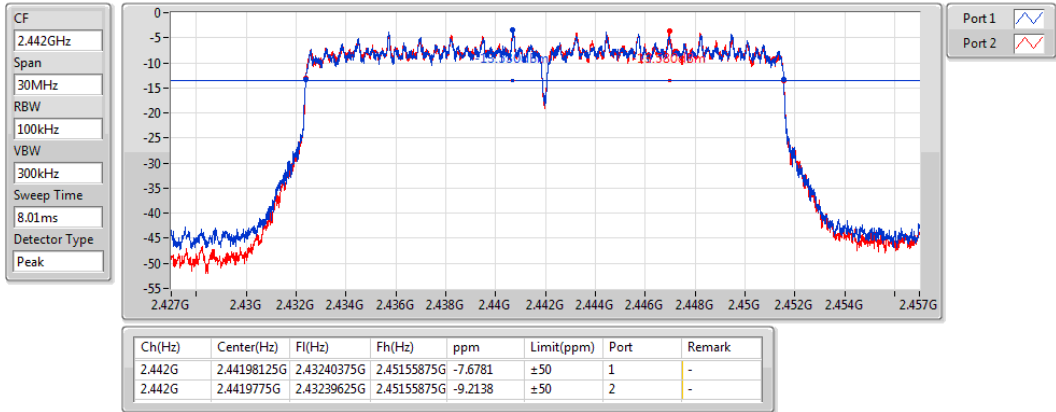




ax20_OFDMA_Nss1,(MCS0)_2TX

Freq. Stability

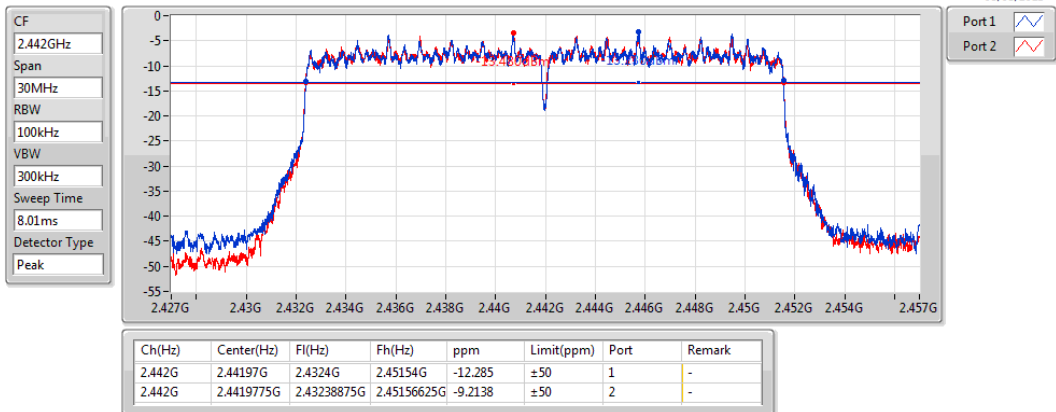
2442MHz_TnomVnom



ax20_OFDMA_Nss1,(MCS0)_2TX

Freq. Stability

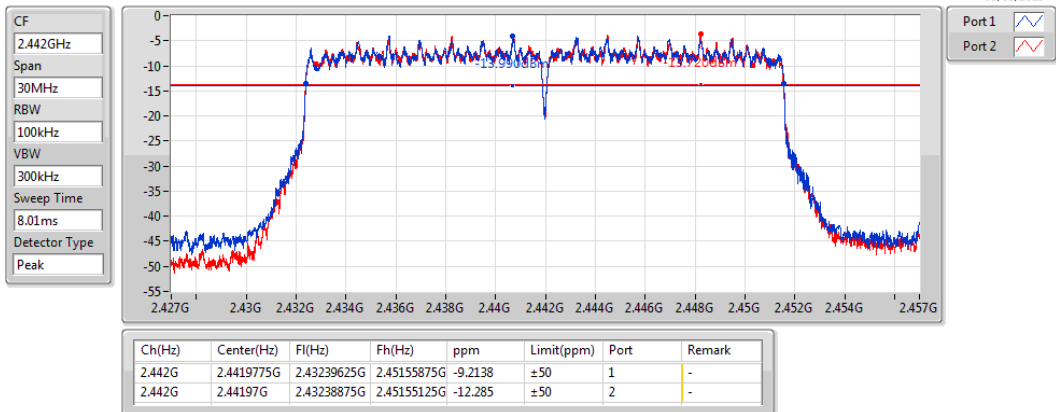
2442MHz_TnomVmin



ax20_OFDMA_Nss1,(MCS0)_2TX

Freq. Stability

2442MHz_TnomVmax

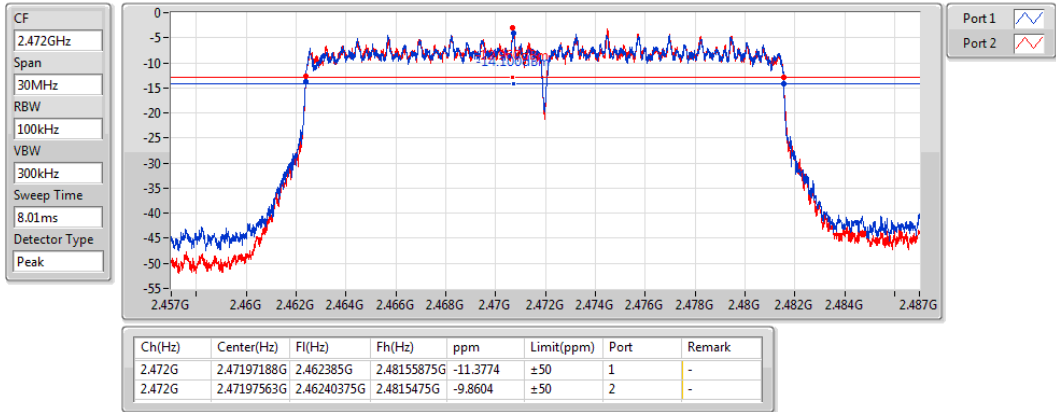




ax20_OFDMA_Nss1,(MCS0)_2TX

Freq. Stability

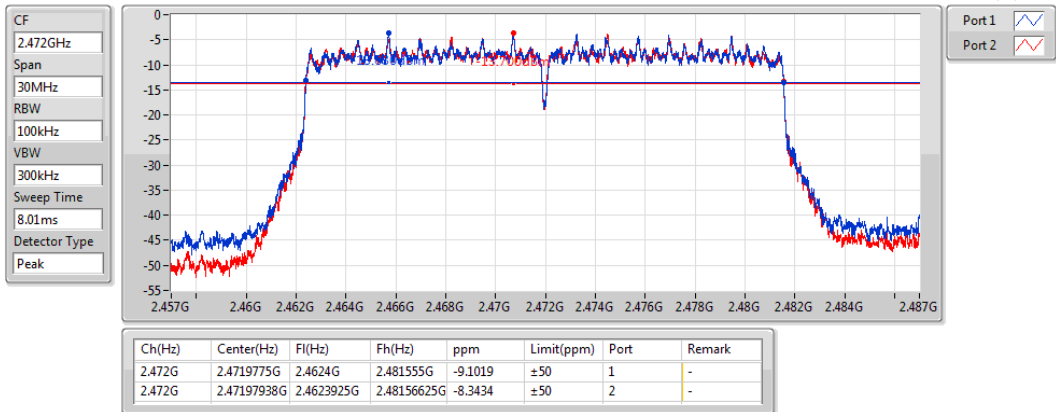
2472MHz_TnomVnom



ax20_OFDMA_Nss1,(MCS0)_2TX

Freq. Stability

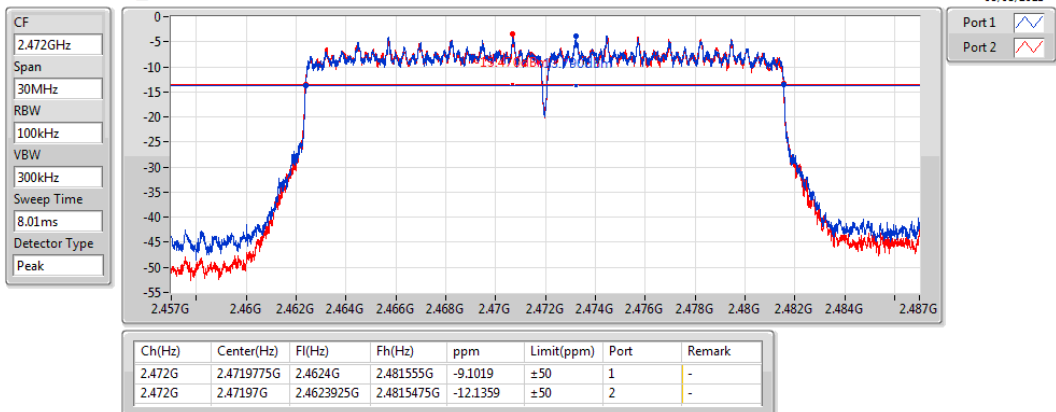
2472MHz_TnomVmin



ax20_OFDMA_Nss1,(MCS0)_2TX

Freq. Stability

2472MHz_TnomVmax



full RU configuration
Summary

Mode	Max-OBW (Hz)	ITU-Code	Min-OBW (Hz)
2.4-2.4835GHz	-	-	-
802.11b_Nss1_2TX	11.854M	11M9G1D	11.794M
802.11g_Nss1_2TX	16.732M	16M7D1D	16.592M
802.11n HT20_Nss1,(MCS0)_2TX	17.851M	17M9D1D	17.771M
ax20_OFDMA_Nss1,(MCS0)_2TX	19.13M	19M1D1D	19.05M

Max-OBW = Maximum 99% occupied bandwidth; **Min-OBW** = Minimum 99% occupied bandwidth;

Result

Mode	Result	Limit (Hz)	P1-OBW (Hz)	P2-OBW (Hz)
802.11b_Nss1_2TX	-	-	-	-
2412MHz_TnomVnom	Pass	26M	11.814M	11.854M
2412MHz_TnomVmin	Pass	26M	11.834M	11.814M
2412MHz_TnomVmax	Pass	26M	11.814M	11.834M
2442MHz_TnomVnom	Pass	26M	11.814M	11.794M
2442MHz_TnomVmin	Pass	26M	11.834M	11.794M
2442MHz_TnomVmax	Pass	26M	11.814M	11.814M
2472MHz_TnomVnom	Pass	26M	11.814M	11.794M
2472MHz_TnomVmin	Pass	26M	11.814M	11.834M
2472MHz_TnomVmax	Pass	26M	11.814M	11.794M
802.11g_Nss1_2TX	-	-	-	-
2412MHz_TnomVnom	Pass	26M	16.732M	16.592M
2412MHz_TnomVmin	Pass	26M	16.712M	16.592M
2412MHz_TnomVmax	Pass	26M	16.712M	16.592M
2442MHz_TnomVnom	Pass	26M	16.732M	16.612M
2442MHz_TnomVmin	Pass	26M	16.712M	16.612M
2442MHz_TnomVmax	Pass	26M	16.712M	16.612M
2472MHz_TnomVnom	Pass	26M	16.712M	16.612M
2472MHz_TnomVmin	Pass	26M	16.712M	16.612M
2472MHz_TnomVmax	Pass	26M	16.692M	16.612M
802.11n HT20_Nss1,(MCS0)_2TX	-	-	-	-
2412MHz_TnomVnom	Pass	26M	17.851M	17.771M
2412MHz_TnomVmin	Pass	26M	17.851M	17.791M
2412MHz_TnomVmax	Pass	26M	17.831M	17.771M



Mode	Result	Limit (Hz)	P1-OBW (Hz)	P2-OBW (Hz)
2442MHz_TnomVnom	Pass	26M	17.851M	17.791M
2442MHz_TnomVmin	Pass	26M	17.851M	17.791M
2442MHz_TnomVmax	Pass	26M	17.851M	17.791M
2472MHz_TnomVnom	Pass	26M	17.831M	17.791M
2472MHz_TnomVmin	Pass	26M	17.831M	17.791M
2472MHz_TnomVmax	Pass	26M	17.831M	17.791M
ax20_OFDMA_Nss1,(MCS0)_2TX	-	-	-	-
2412MHz_TnomVnom	Pass	26M	19.09M	19.07M
2412MHz_TnomVmin	Pass	26M	19.13M	19.07M
2412MHz_TnomVmax	Pass	26M	19.11M	19.07M
2442MHz_TnomVnom	Pass	26M	19.11M	19.05M
2442MHz_TnomVmin	Pass	26M	19.07M	19.05M
2442MHz_TnomVmax	Pass	26M	19.11M	19.05M
2472MHz_TnomVnom	Pass	26M	19.09M	19.05M
2472MHz_TnomVmin	Pass	26M	19.11M	19.05M
2472MHz_TnomVmax	Pass	26M	19.09M	19.05M

P1-OBW = Port 1 99% occupied bandwidth; **P2-OBW** = Port 2 99% occupied bandwidth; **P3-OBW** = Port 3 99% occupied bandwidth;
P4-OBW = Port 4 99% occupied bandwidth;

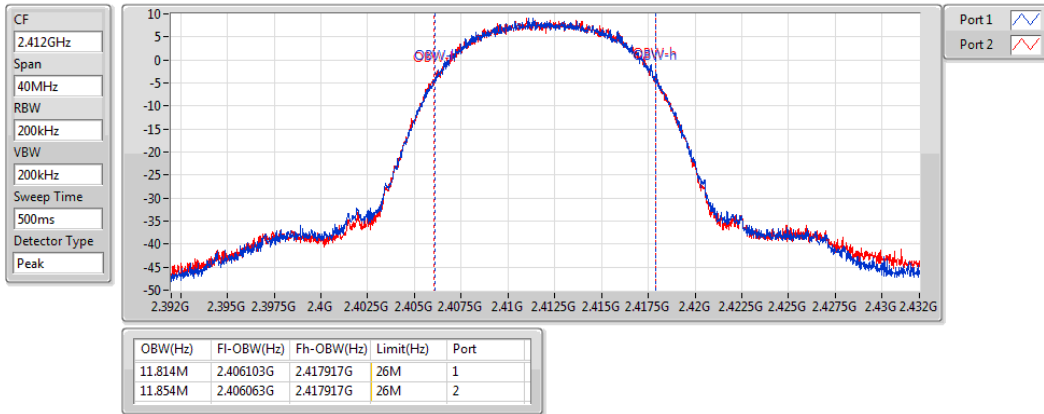


802.11b_Nss1_2TX

OBW

2412MHz_TnomVnom

03/08/2023

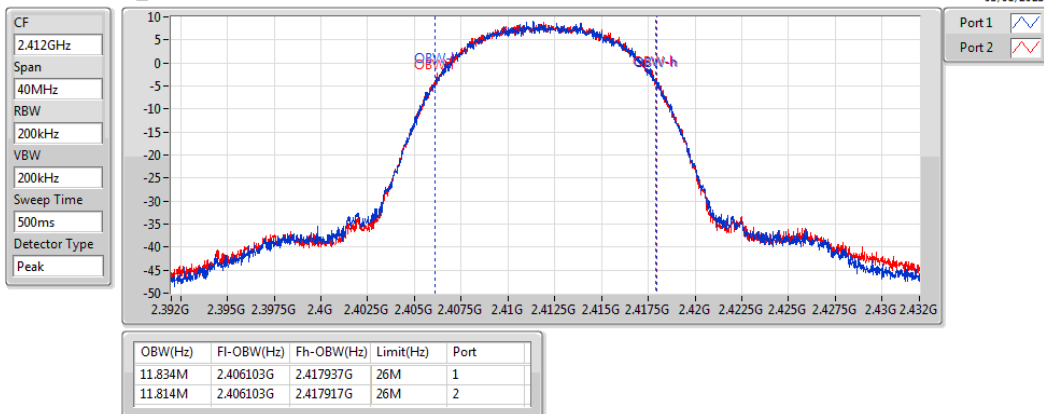


802.11b_Nss1_2TX

OBW

2412MHz_TnomVmin

03/08/2023

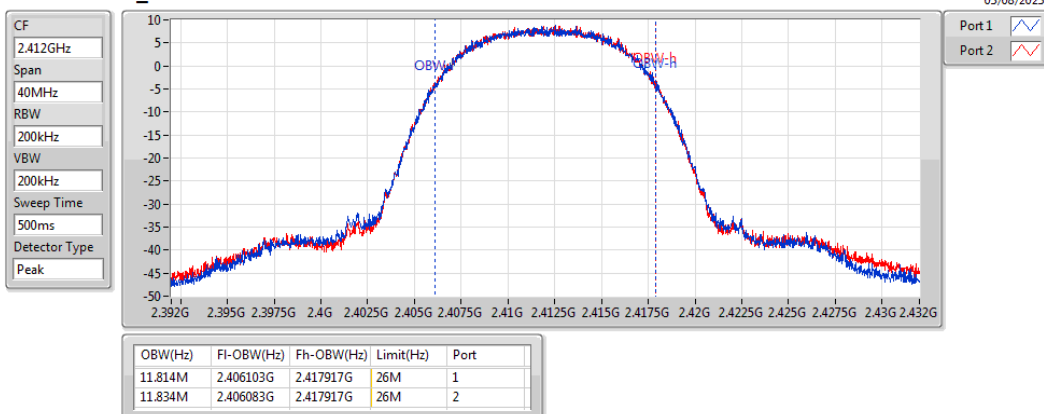


802.11b_Nss1_2TX

OBW

2412MHz_TnomVmax

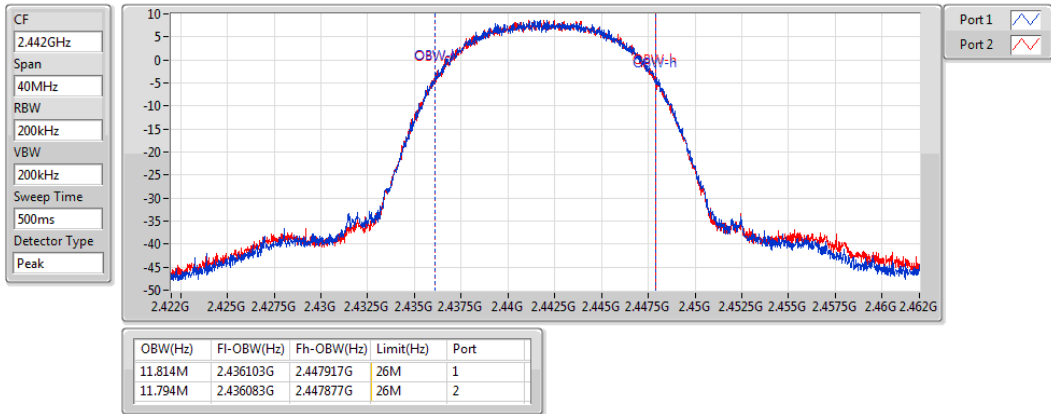
03/08/2023



802.11b_Nss1_2TX

OBW

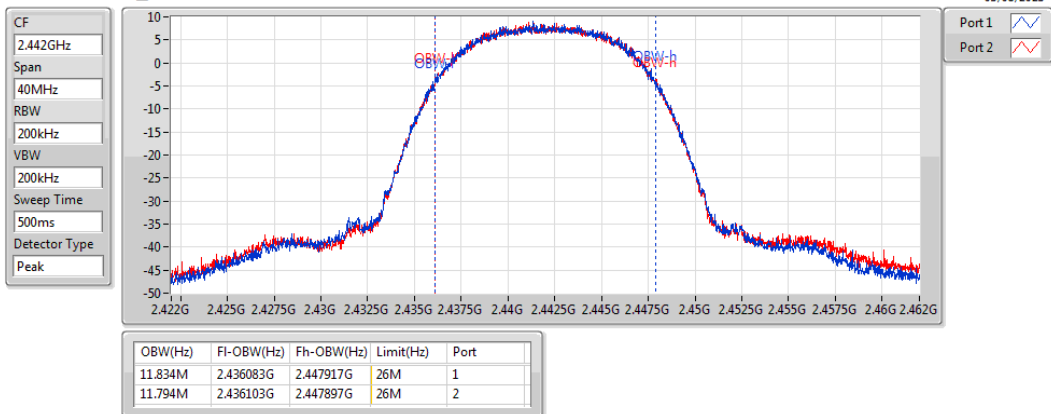
2442MHz_TnomVnom



802.11b_Nss1_2TX

OBW

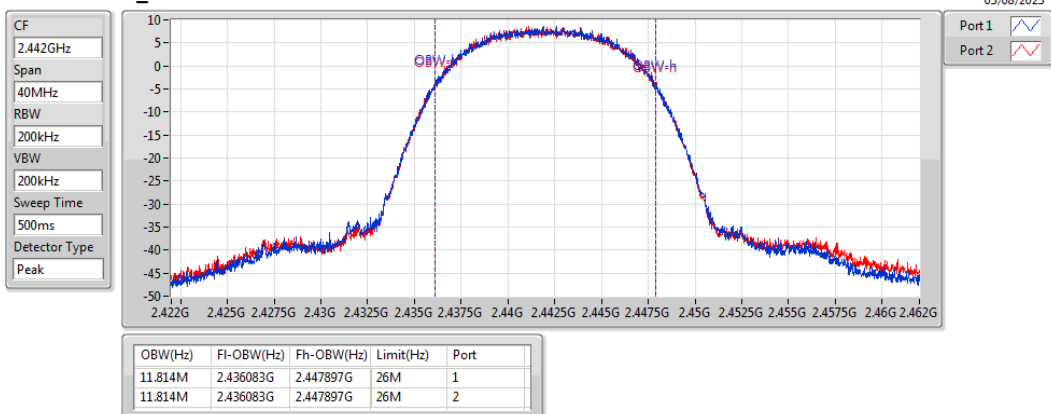
2442MHz_TnomVmin



802.11b_Nss1_2TX

OBW

2442MHz_TnomVmax

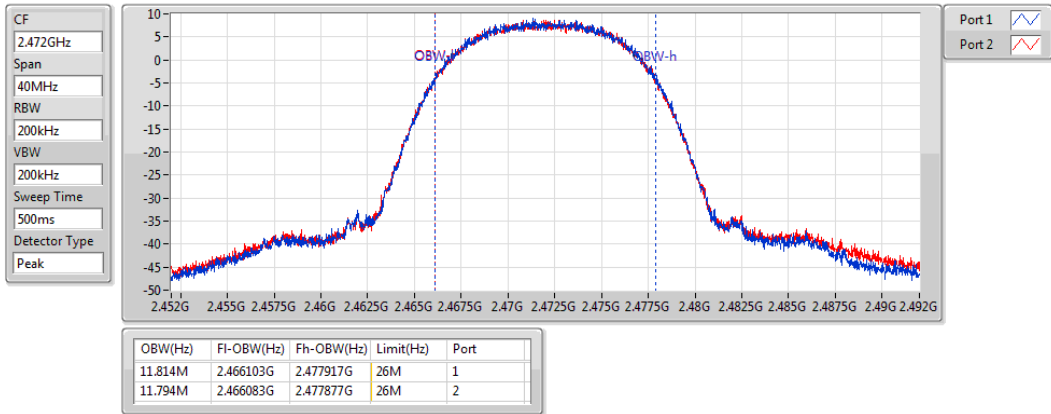




802.11b_Nss1_2TX

OBW

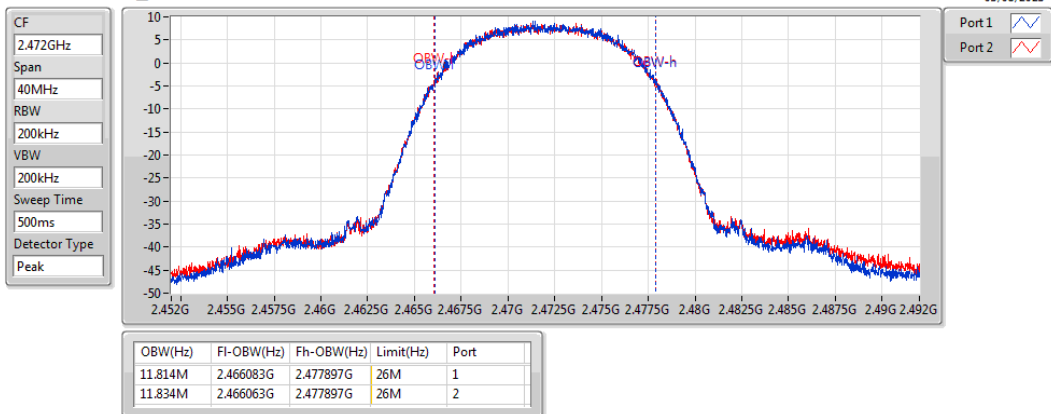
2472MHz_TnomVnom



802.11b_Nss1_2TX

OBW

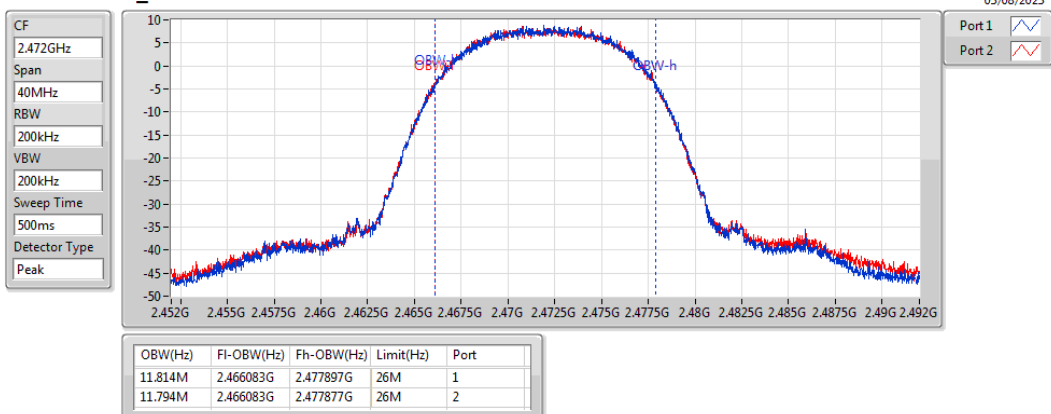
2472MHz_TnomVmin



802.11b_Nss1_2TX

OBW

2472MHz_TnomVmax

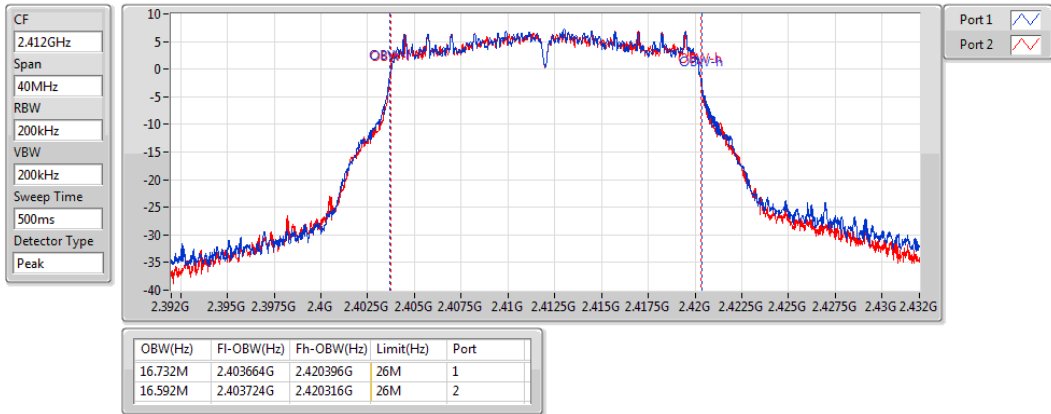




802.11g_Nss1_2TX

OBW

2412MHz_TnomVnom



802.11g_Nss1_2TX

OBW

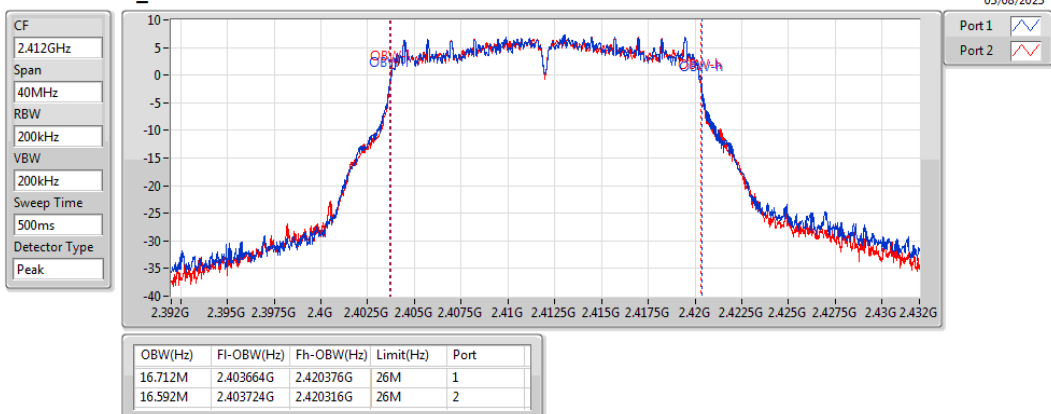
2412MHz_TnomVmin



802.11g_Nss1_2TX

OBW

2412MHz_TnomVmax

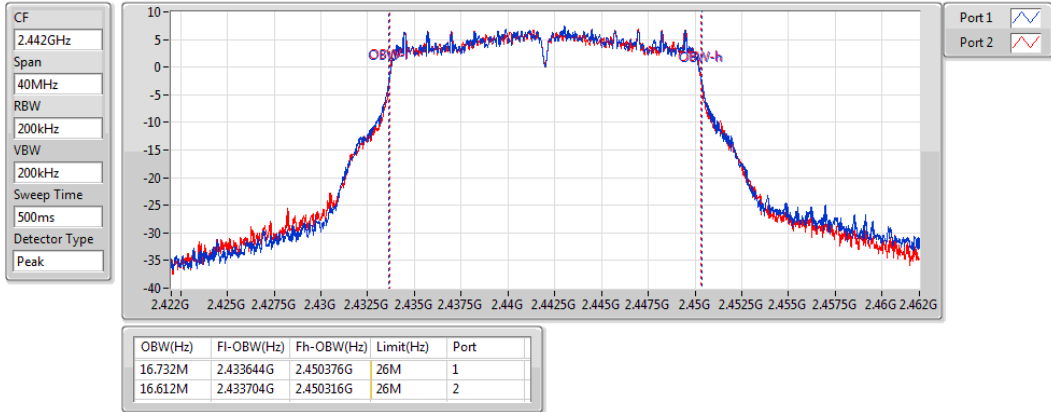




802.11g_Nss1_2TX

OBW

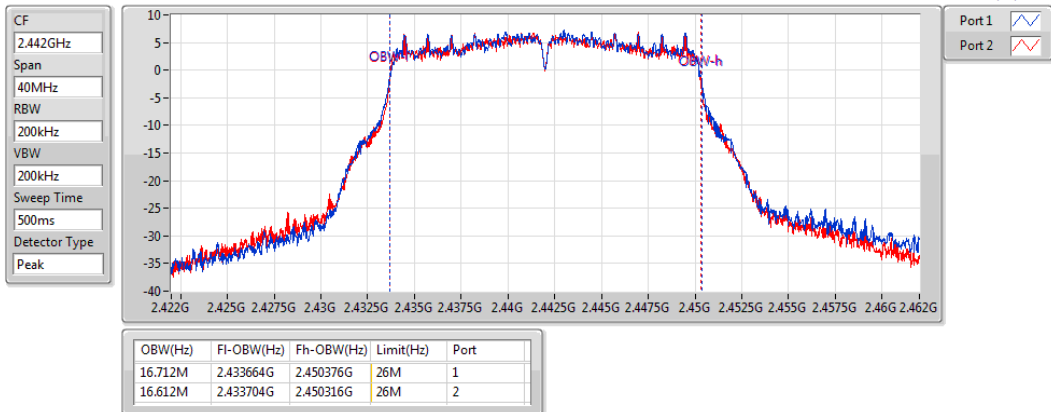
2442MHz_TnomVnom



802.11g_Nss1_2TX

OBW

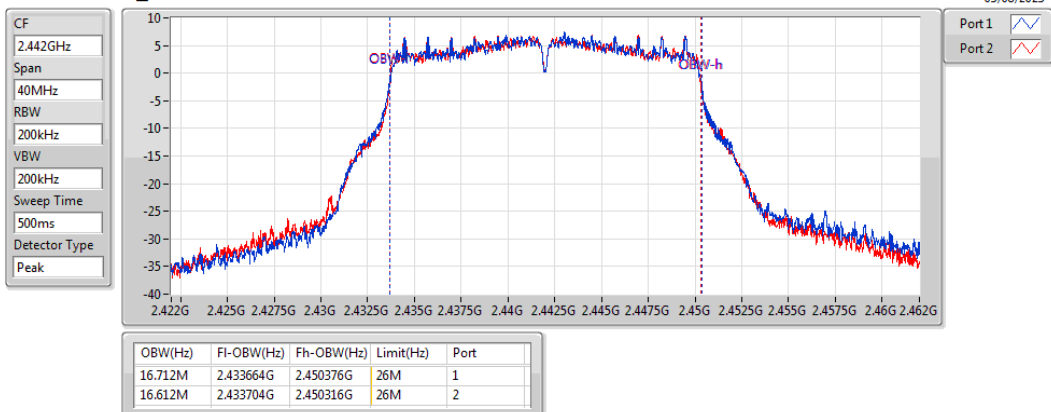
2442MHz_TnomVmin



802.11g_Nss1_2TX

OBW

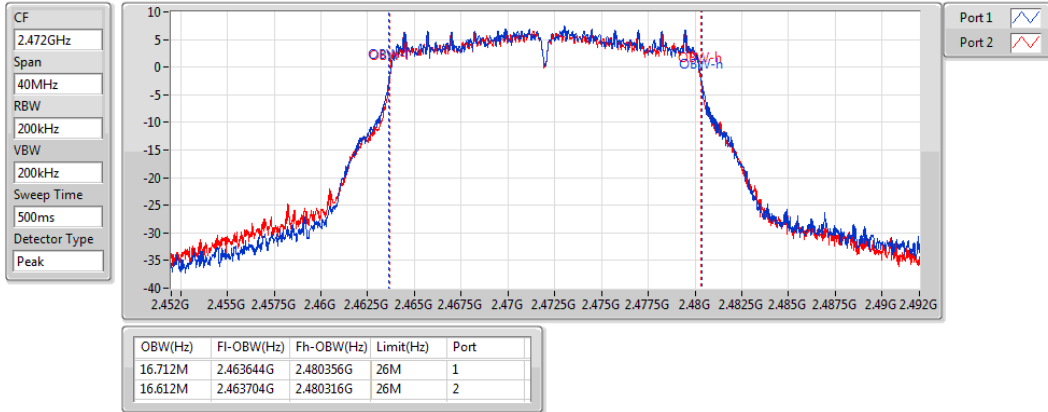
2442MHz_TnomVmax



802.11g_Nss1_2TX

OBW

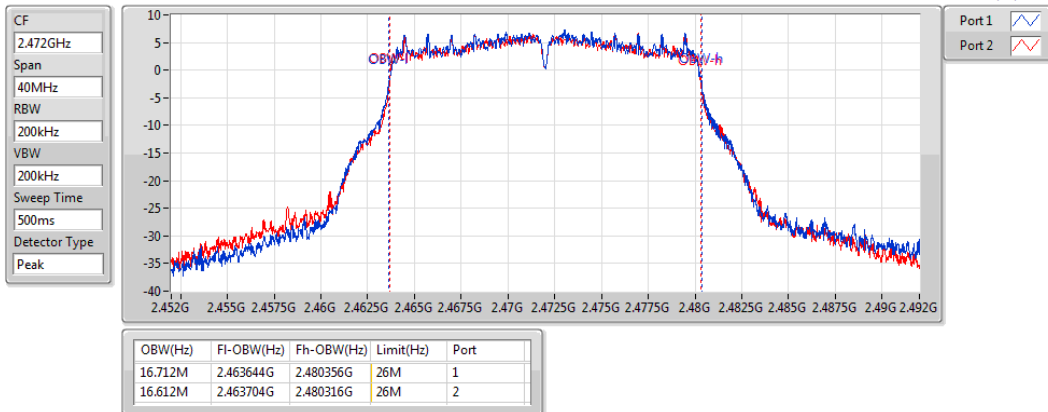
2472MHz_TnomVnom



802.11g_Nss1_2TX

OBW

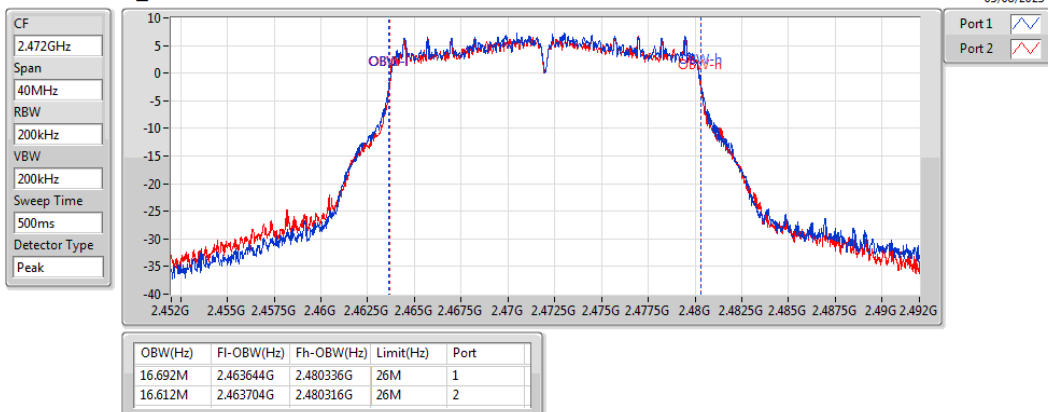
2472MHz_TnomVmin



802.11g_Nss1_2TX

OBW

2472MHz_TnomVmax

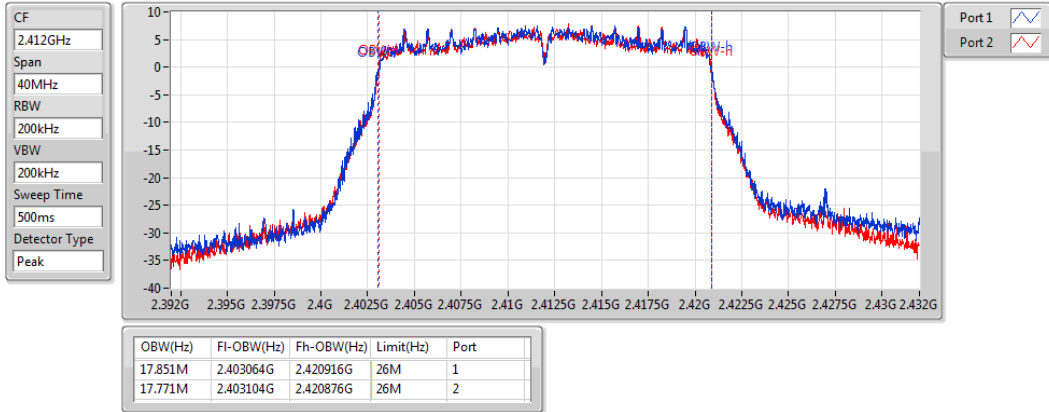




802.11n HT20_Nss1,(MCS0)_2TX

OBW

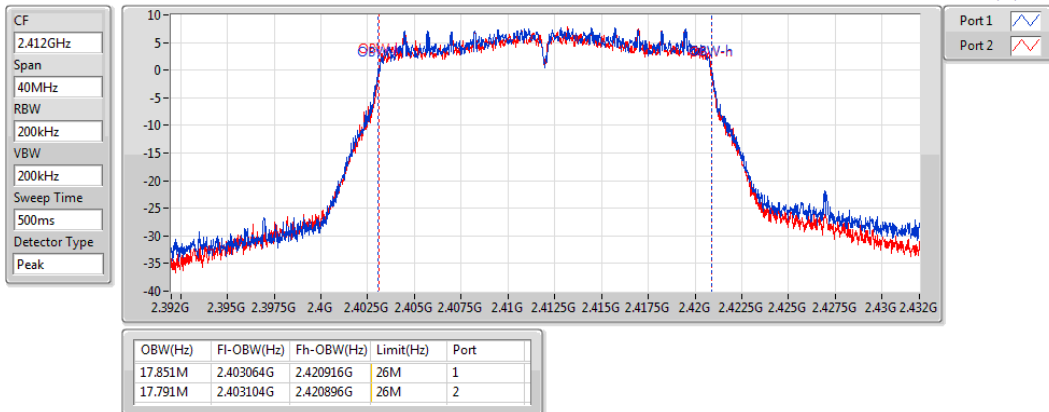
2412MHz_TnomVnom



802.11n HT20_Nss1,(MCS0)_2TX

OBW

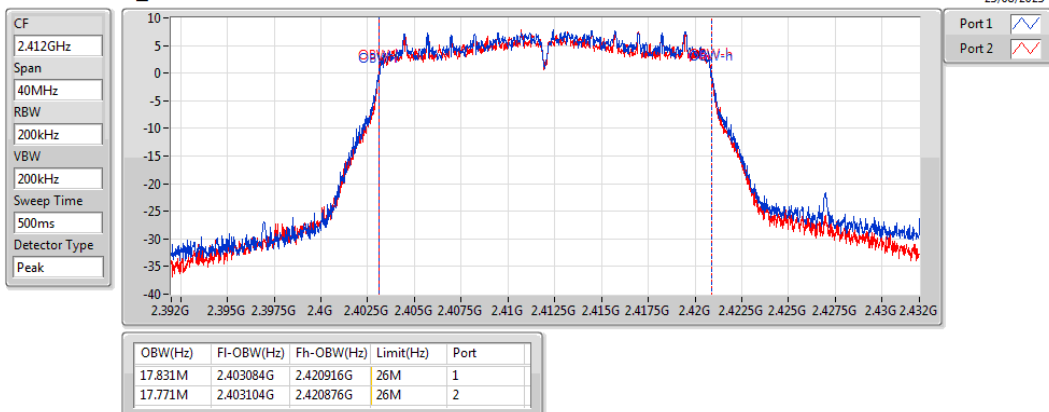
2412MHz_TnomVmin



802.11n HT20_Nss1,(MCS0)_2TX

OBW

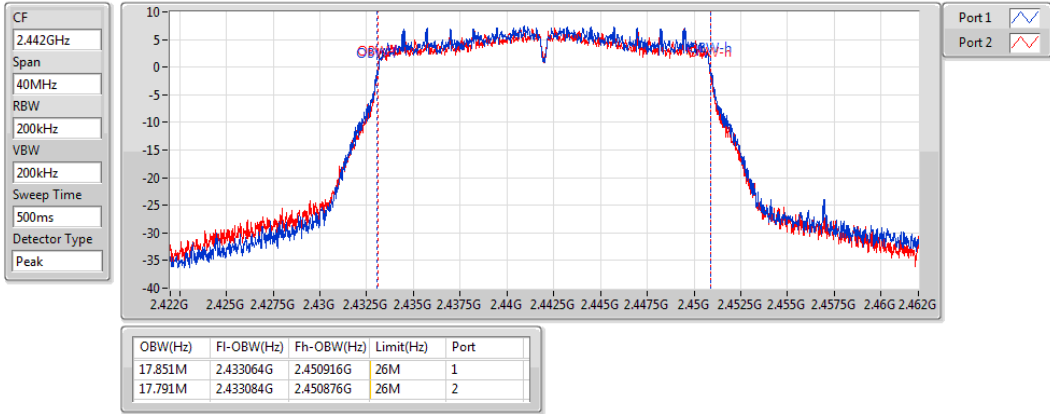
2412MHz_TnomVmax



802.11n HT20_Nss1,(MCS0)_2TX

OBW

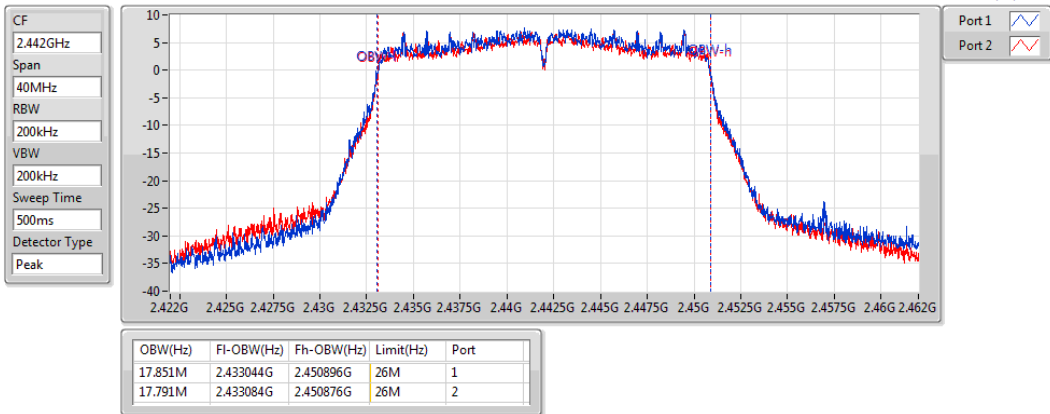
2442MHz_TnomVnom



802.11n HT20_Nss1,(MCS0)_2TX

OBW

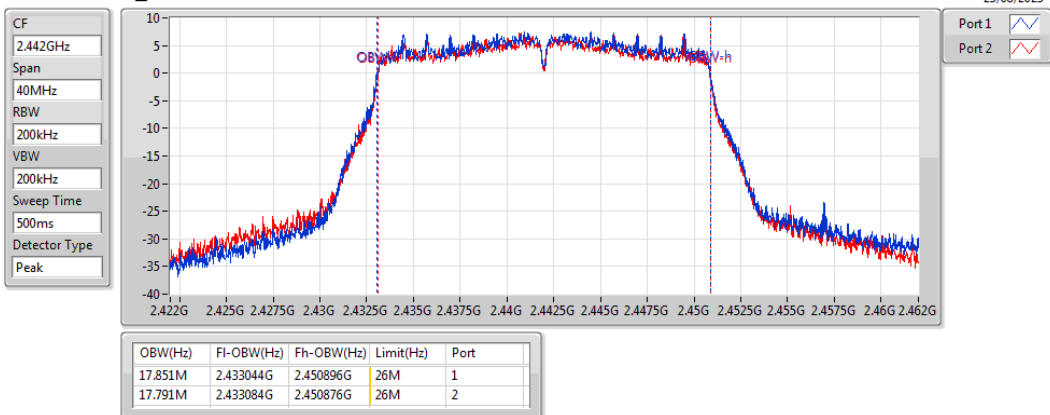
2442MHz_TnomVmin



802.11n HT20_Nss1,(MCS0)_2TX

OBW

2442MHz_TnomVmax

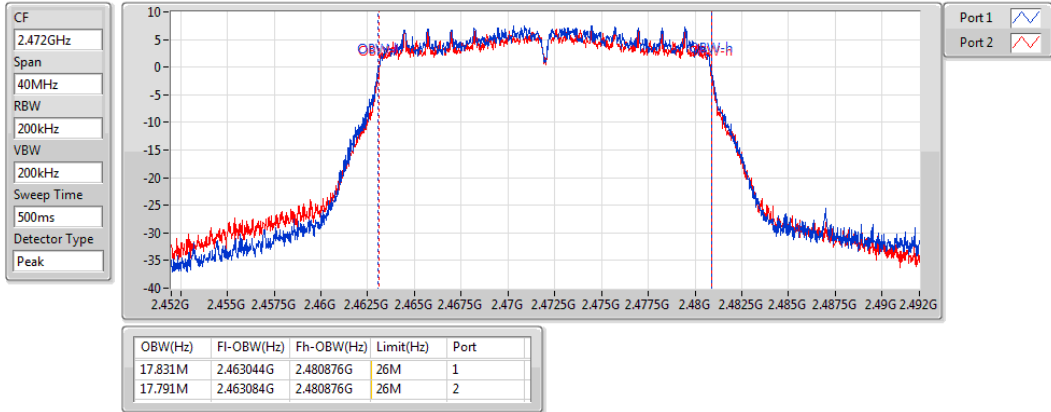




802.11n HT20_Nss1,(MCS0)_2TX

OBW

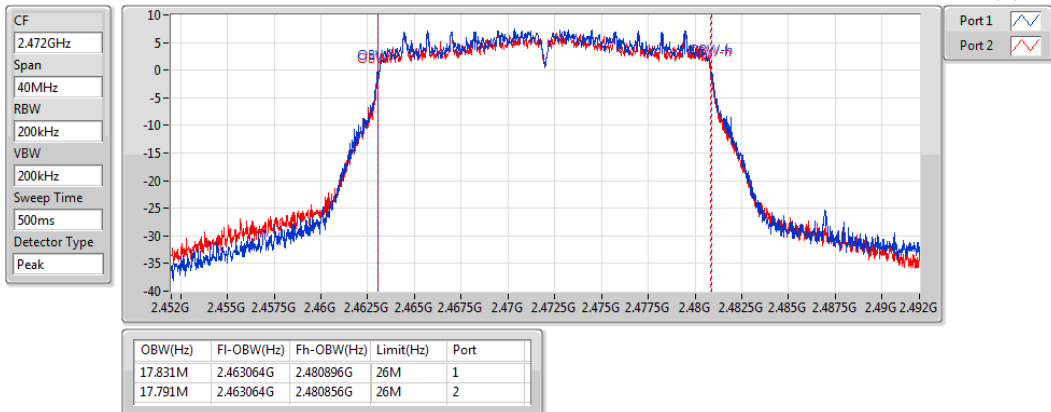
2472MHz_TnomVnom



802.11n HT20_Nss1,(MCS0)_2TX

OBW

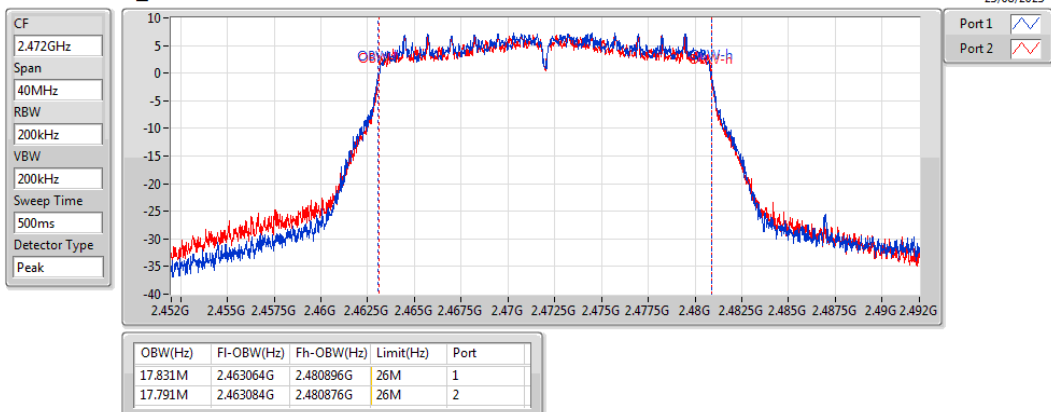
2472MHz_TnomVmin



802.11n HT20_Nss1,(MCS0)_2TX

OBW

2472MHz_TnomVmax

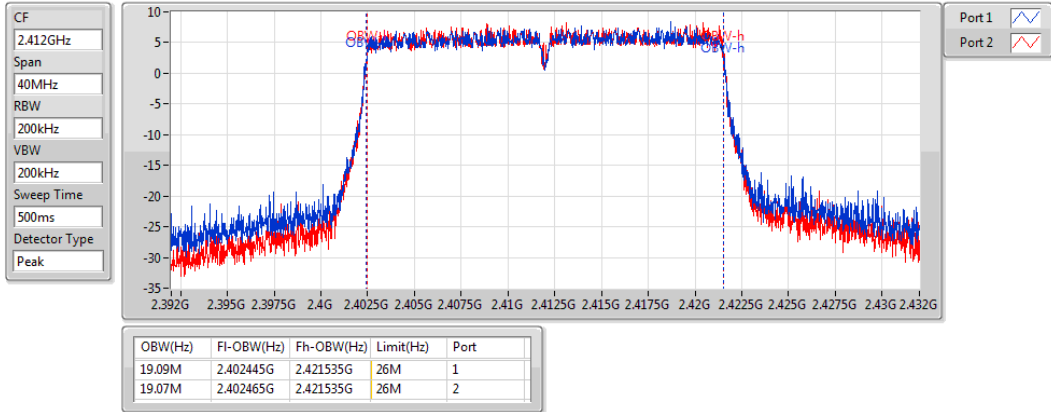




ax20_OFDMA_Nss1,(MCS0)_2TX

OBW

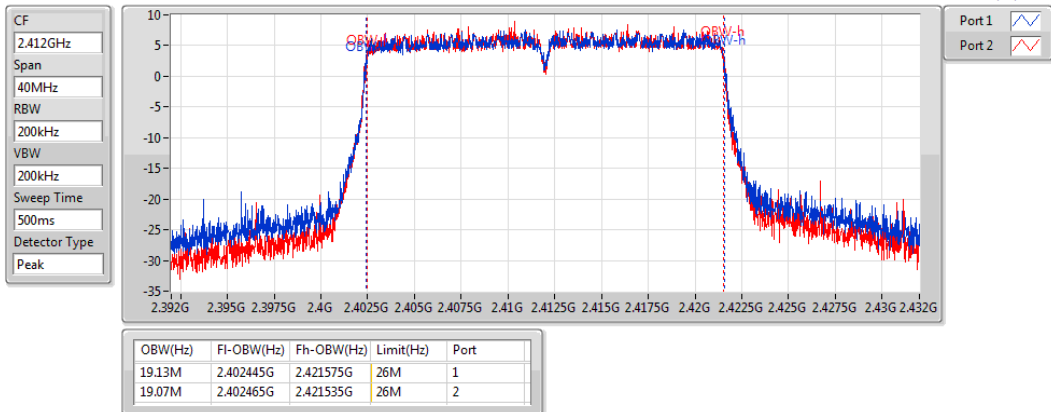
2412MHz_TnomVnom



ax20_OFDMA_Nss1,(MCS0)_2TX

OBW

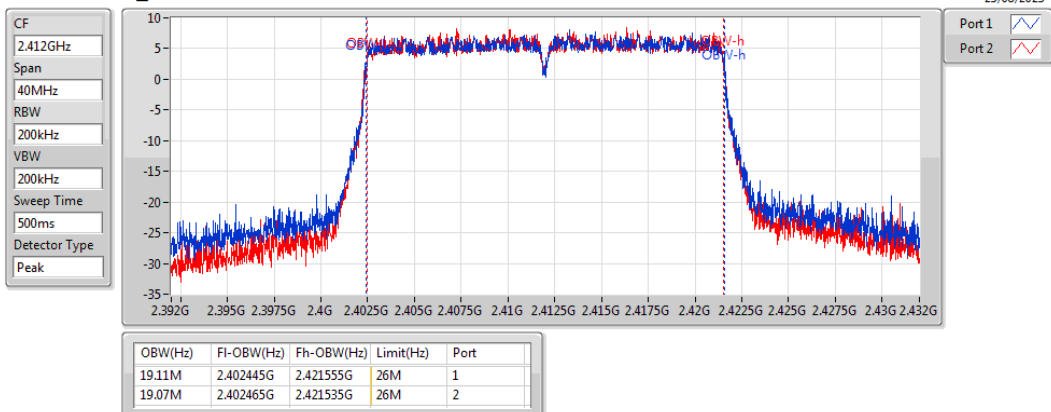
2412MHz_TnomVmin



ax20_OFDMA_Nss1,(MCS0)_2TX

OBW

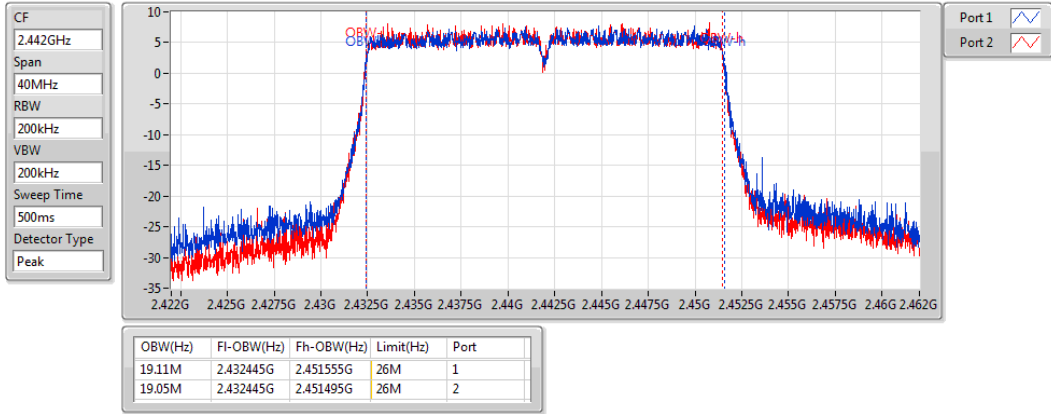
2412MHz_TnomVmax



ax20_OFDMA_Nss1,(MCS0)_2TX

OBW

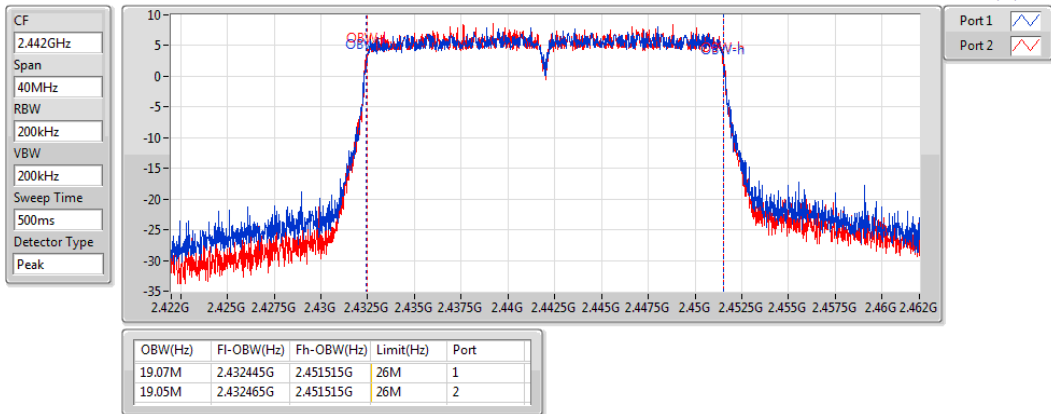
2442MHz_TnomVnom



ax20_OFDMA_Nss1,(MCS0)_2TX

OBW

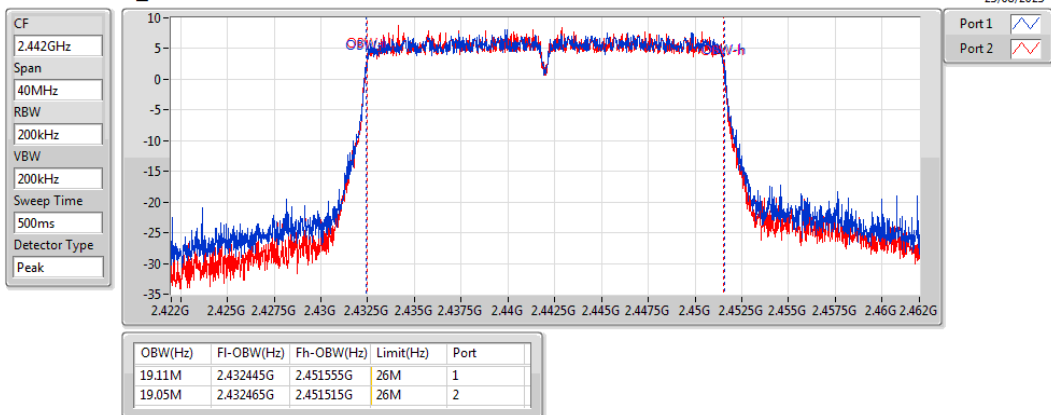
2442MHz_TnomVmin



ax20_OFDMA_Nss1,(MCS0)_2TX

OBW

2442MHz_TnomVmax

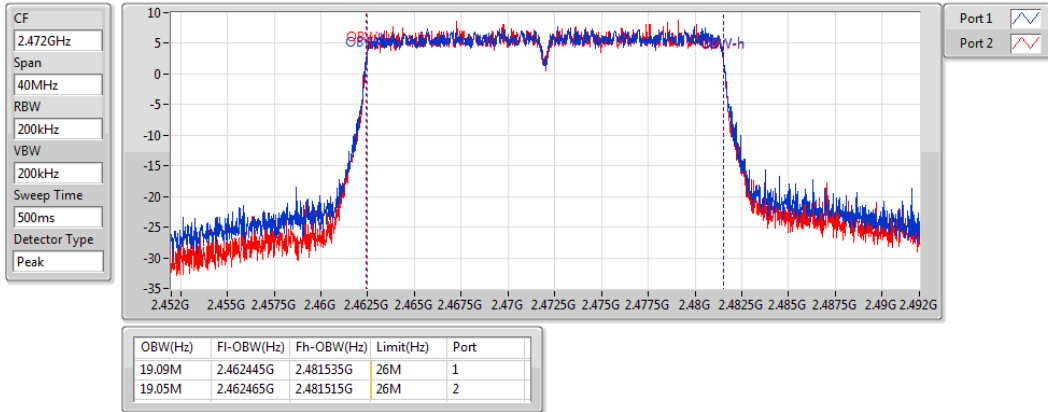




ax20_OFDMA_Nss1,(MCS0)_2TX

OBW

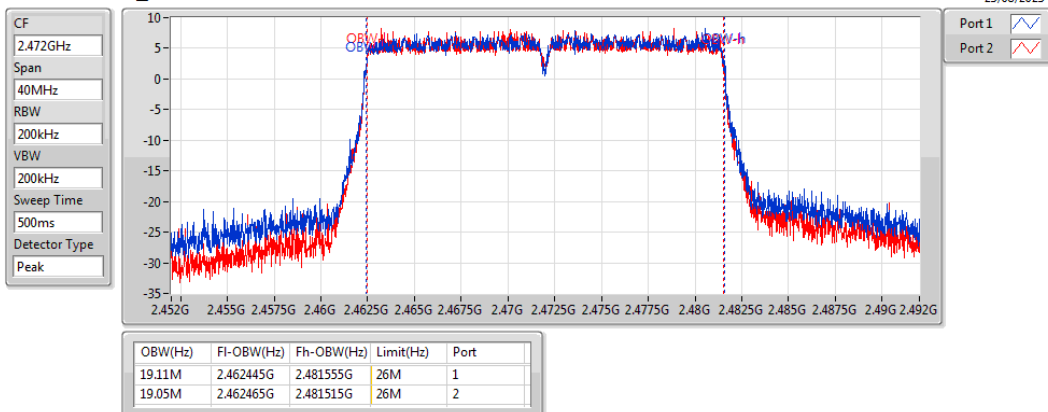
2472MHz_TnomVnom



ax20_OFDMA_Nss1,(MCS0)_2TX

OBW

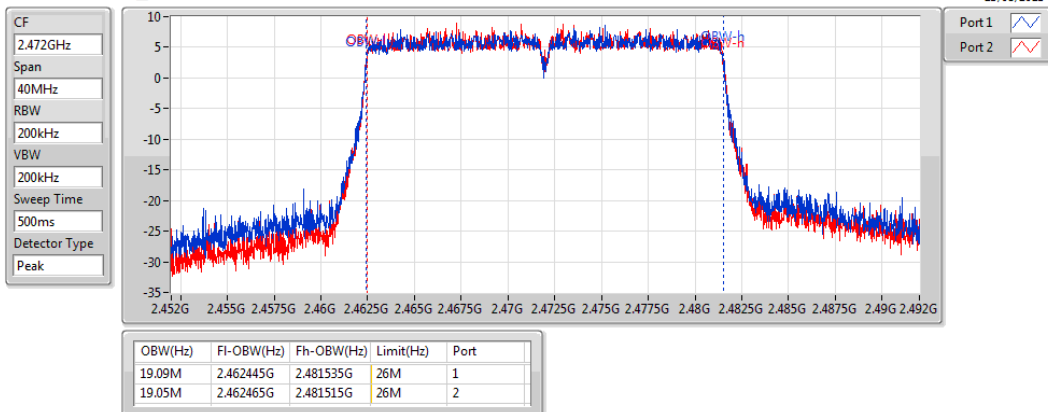
2472MHz_TnomVmin



ax20_OFDMA_Nss1,(MCS0)_2TX

OBW

2472MHz_TnomVmax



**full RU configuration****Summary**

Mode	Max-SBW (Hz)	Min-SBW (Hz)	Max-SF	Min-SF
2.4-2.4835GHz	-	-	-	-
802.11b_Nss1_2TX	8.456M	8.396M	6.15	6.106

Max-SBW = Maximum spreading bandwidth; **Min-SBW** = Minimum spreading bandwidth;

Max-SF = Maximum spreading factor; **Min-SF** = Minimum spreading factor;

Result

Mode	Result	SBW Limit (Hz)	Symbol Rate (Mps)	SF Limit	P1-SBW (Hz)	P1-SF	P2-SBW (Hz)	P2-SF
802.11b_Nss1_2TX	-	-	-	-	-	-	-	-
2412MHz_TnomVnom	Pass	500k	1.375M	5	8.416M	6.121	8.436M	6.135
2412MHz_TnomVmin	Pass	500k	1.375M	5	8.416M	6.121	8.416M	6.121
2412MHz_TnomVmax	Pass	500k	1.375M	5	8.436M	6.135	8.416M	6.121
2442MHz_TnomVnom	Pass	500k	1.375M	5	8.436M	6.135	8.416M	6.121
2442MHz_TnomVmin	Pass	500k	1.375M	5	8.416M	6.121	8.436M	6.135
2442MHz_TnomVmax	Pass	500k	1.375M	5	8.396M	6.106	8.436M	6.135
2472MHz_TnomVnom	Pass	500k	1.375M	5	8.416M	6.121	8.436M	6.135
2472MHz_TnomVmin	Pass	500k	1.375M	5	8.456M	6.15	8.436M	6.135
2472MHz_TnomVmax	Pass	500k	1.375M	5	8.416M	6.121	8.436M	6.135

P1-SBW = Port 1 spreading bandwidth; **P2-SBW** = Port 2spreading bandwidth; **P3-SBW** = Port 3spreading bandwidth;

P4-SBW = Port 4spreading bandwidth;

P1-SF = Port 1 spreading factor; **P2-SF** = Port 2spreading factor; **P3-SF** = Port 3spreading factor; **P4-SF** = Port 4spreading factor;



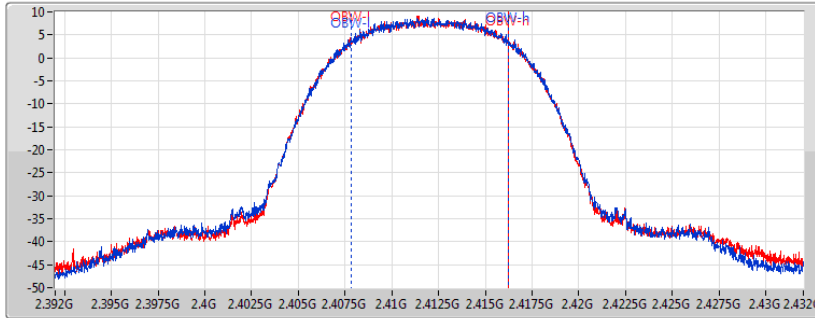
802.11b_Nss1_2TX

SBW

2412MHz_TnomVnom

03/08/2023

CF
2.412GHz
Span
40MHz
RBW
200kHz
VBW
200kHz
Sweep Time
500ms
Detector Type
Peak



Port 1
Port 2

SBW(Hz)	FI-SBW(Hz)	Fh-SBW(Hz)	SBW Limit(Hz)	Symbol Rate(Mbps)	SF	SF Limit	Port
8.416M	2.407822G	2.416238G	500k	1.375M	6.121	5	1
8.436M	2.407802G	2.416238G	500k	1.375M	6.135	5	2

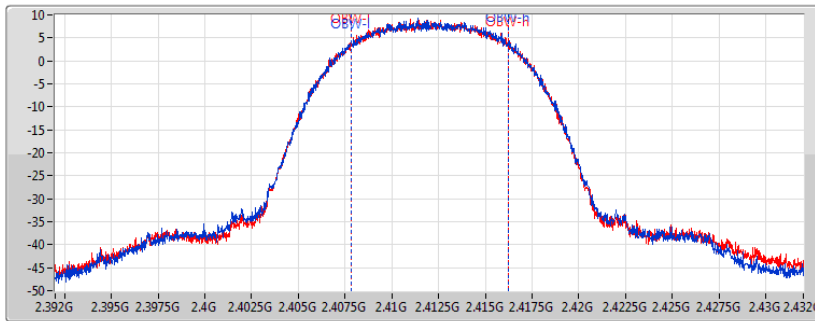
802.11b_Nss1_2TX

SBW

2412MHz_TnomVmin

03/08/2023

CF
2.412GHz
Span
40MHz
RBW
200kHz
VBW
200kHz
Sweep Time
500ms
Detector Type
Peak



Port 1
Port 2

SBW(Hz)	FI-SBW(Hz)	Fh-SBW(Hz)	SBW Limit(Hz)	Symbol Rate(Mbps)	SF	SF Limit	Port
8.416M	2.407822G	2.416238G	500k	1.375M	6.121	5	1
8.416M	2.407822G	2.416238G	500k	1.375M	6.121	5	2

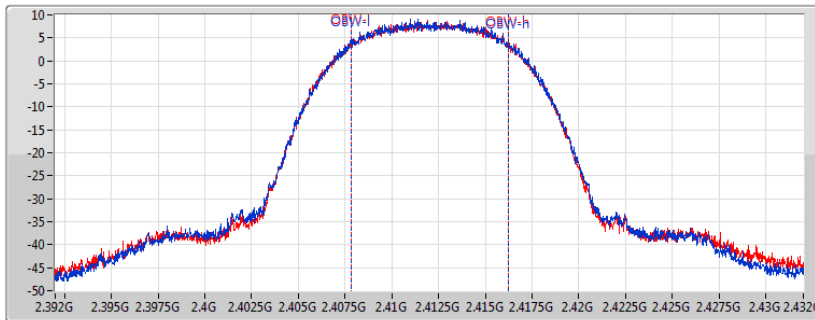
802.11b_Nss1_2TX

SBW

2412MHz_TnomVmax

03/08/2023

CF
2.412GHz
Span
40MHz
RBW
200kHz
VBW
200kHz
Sweep Time
500ms
Detector Type
Peak



Port 1
Port 2

SBW(Hz)	FI-SBW(Hz)	Fh-SBW(Hz)	SBW Limit(Hz)	Symbol Rate(Mbps)	SF	SF Limit	Port
8.436M	2.407802G	2.416238G	500k	1.375M	6.135	5	1
8.416M	2.407802G	2.416218G	500k	1.375M	6.121	5	2



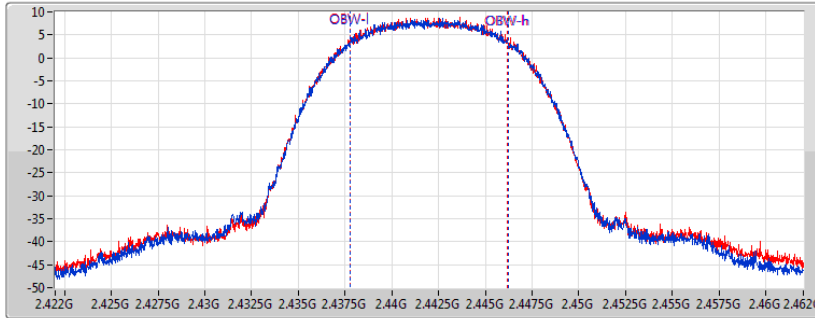
802.11b_Nss1_2TX

SBW

2442MHz_TnomVnom

03/08/2023

CF
2.442GHz
Span
40MHz
RBW
200kHz
VBW
200kHz
Sweep Time
500ms
Detector Type
Peak



Port 1
Port 2

SBW(Hz)	Fl-SBW(Hz)	Fh-SBW(Hz)	SBW Limit(Hz)	Symbol Rate(Msps)	SF	SF Limit	Port
8.436M	2.437782G	2.446218G	500k	1.375M	6.135	5	1
8.416M	2.437782G	2.446198G	500k	1.375M	6.121	5	2

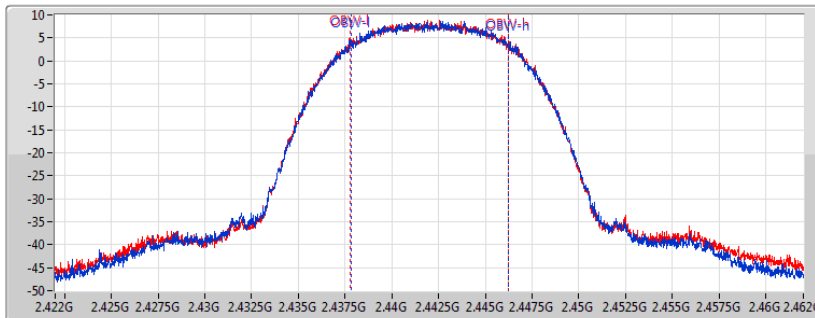
802.11b_Nss1_2TX

SBW

2442MHz_TnomVmin

03/08/2023

CF
2.442GHz
Span
40MHz
RBW
200kHz
VBW
200kHz
Sweep Time
500ms
Detector Type
Peak



Port 1
Port 2

SBW(Hz)	Fl-SBW(Hz)	Fh-SBW(Hz)	SBW Limit(Hz)	Symbol Rate(Msps)	SF	SF Limit	Port
8.416M	2.437802G	2.446218G	500k	1.375M	6.121	5	1
8.436M	2.437782G	2.446218G	500k	1.375M	6.135	5	2

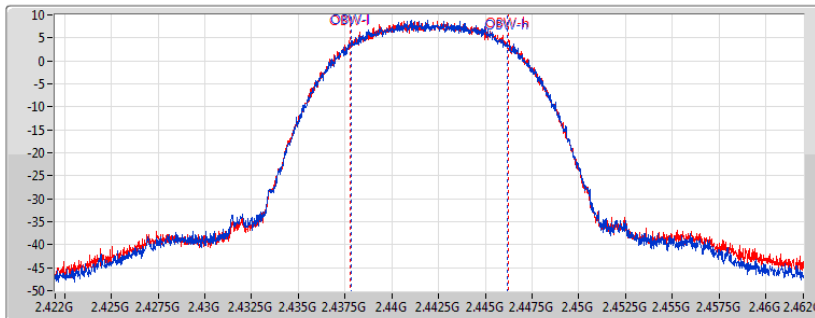
802.11b_Nss1_2TX

SBW

2442MHz_TnomVmax

03/08/2023

CF
2.442GHz
Span
40MHz
RBW
200kHz
VBW
200kHz
Sweep Time
500ms
Detector Type
Peak



Port 1
Port 2

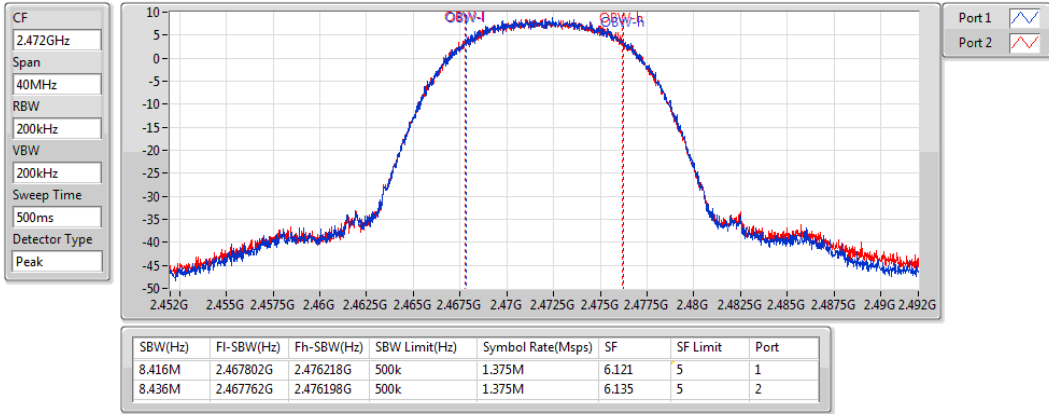
SBW(Hz)	Fl-SBW(Hz)	Fh-SBW(Hz)	SBW Limit(Hz)	Symbol Rate(Msps)	SF	SF Limit	Port
8.396M	2.437802G	2.446198G	500k	1.375M	6.106	5	1
8.436M	2.437782G	2.446218G	500k	1.375M	6.135	5	2



802.11b_Nss1_2TX

SBW

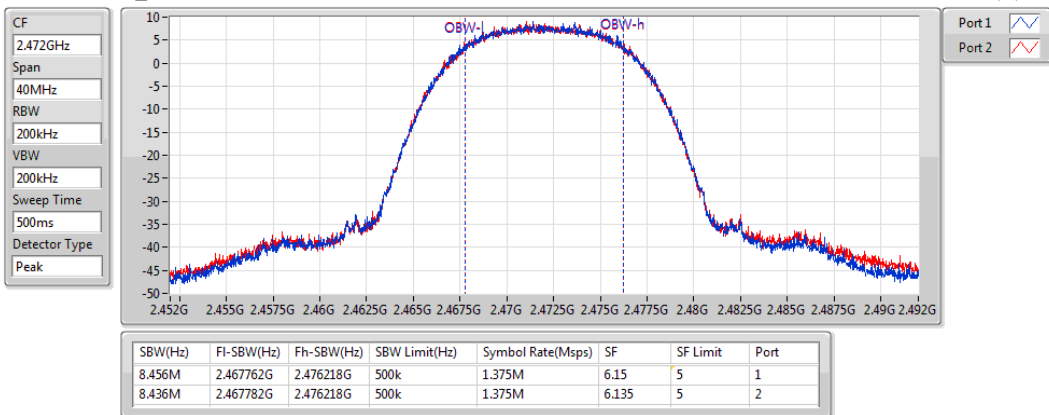
2472MHz_TnomVnom



802.11b_Nss1_2TX

SBW

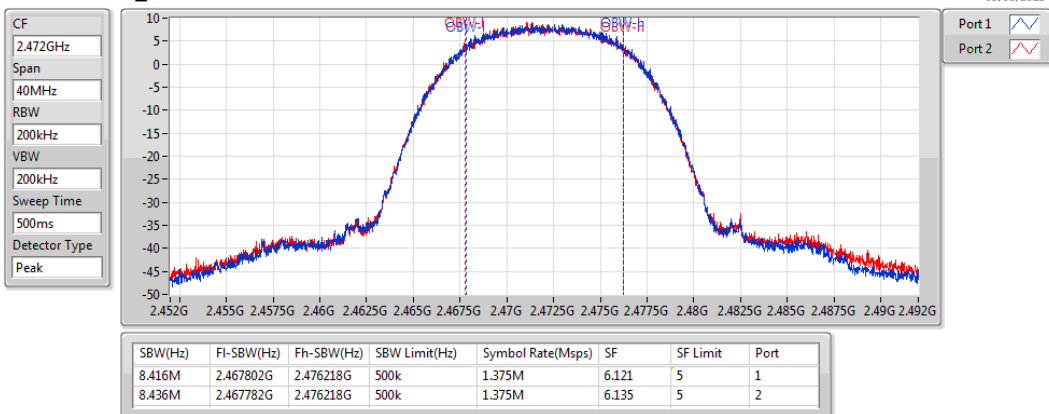
2472MHz_TnomVmin



802.11b_Nss1_2TX

SBW

2472MHz_TnomVmax





full RU configuration

Summary

Mode	Result	F-Start (Hz)	F-Stop (Hz)	RBW (Hz)	Freq (Hz)	P1 (dBm/MHz)	P2 (dBm/MHz)	Psum (dBm/MHz)	Psum (uW/MHz)	Limit (dBm/MHz)	Limit (uW/MHz)
2.4-2.4835GHz	-	-	-	-	-	-	-	-	-	-	-
802.11b_Nss1_2TX	Pass	2.4965G	12.5G	1M	10.51556G	-47.88	-48.26	-45.06	0.03122	-26.02	2.5
802.11g_Nss1_2TX	Pass	2.4835G	2.4965G	1M	2.48351G	-25.86	-25.19	-22.50	5.62109	-16.02	25
802.11n HT20_Nss1,(MCS0)_2TX	Pass	2.4835G	2.4965G	1M	2.48351G	-24.97	-24.57	-21.76	6.6756	-16.02	25
ax20_OFDMA_Nss1,(MCS0)_2TX	Pass	2.4965G	12.5G	1M	2.4965G	-33.03	-30.38	-28.50	1.41396	-26.02	2.5

Result

Mode	Result	F-Start (Hz)	F-Stop (Hz)	RBW (Hz)	Freq (Hz)	P1 (dBm/MHz)	P2 (dBm/MHz)	Psum (dBm/MHz)	Psum (uW/MHz)	Limit (dBm/MHz)	Limit (uW/MHz)
802.11b_Nss1_2TX	-	-	-	-	-	-	-	-	-	-	-
2412MHz_TnomVnom	Pass	30M	2.387G	1M	2.387G	-50.42	-48.78	-46.51	0.02232	-26.02	2.5
2412MHz_TnomVnom	Pass	2.387G	2.4G	1M	2.39852G	-38.51	-39.01	-35.74	0.26653	-16.02	25
2412MHz_TnomVnom	Pass	2.4835G	2.4965G	1M	2.48515G	-51.52	-53.74	-49.48	0.01127	-16.02	25
2412MHz_TnomVnom	Pass	2.4965G	12.5G	1M	11.19829G	-48.44	-48.22	-45.32	0.02939	-26.02	2.5
2412MHz_TnomVmin	Pass	30M	2.387G	1M	2.387G	-51.21	-49.14	-47.04	0.01976	-26.02	2.5
2412MHz_TnomVmin	Pass	2.387G	2.4G	1M	2.39981G	-38.53	-39.58	-36.01	0.25044	-16.02	25
2412MHz_TnomVmin	Pass	2.4835G	2.4965G	1M	2.48475G	-51.33	-53.54	-49.29	0.01179	-16.02	25
2412MHz_TnomVmin	Pass	2.4965G	12.5G	1M	10.54432G	-47.85	-48.58	-45.19	0.03027	-26.02	2.5
2412MHz_TnomVmax	Pass	30M	2.387G	1M	2.38641G	-50.59	-49.01	-46.72	0.02129	-26.02	2.5
2412MHz_TnomVmax	Pass	2.387G	2.4G	1M	2.39919G	-38.60	-39.44	-35.99	0.2518	-16.02	25
2412MHz_TnomVmax	Pass	2.4835G	2.4965G	1M	2.48766G	-51.45	-53.64	-49.40	0.01149	-16.02	25
2412MHz_TnomVmax	Pass	2.4965G	12.5G	1M	10.51806G	-48.55	-48.16	-45.34	0.02924	-26.02	2.5
2442MHz_TnomVnom	Pass	30M	2.387G	1M	2.36667G	-51.56	-55.07	-49.96	0.01009	-26.02	2.5
2442MHz_TnomVnom	Pass	2.387G	2.4G	1M	2.39762G	-53.12	-53.94	-50.50	0.00891	-16.02	25
2442MHz_TnomVnom	Pass	2.4835G	2.4965G	1M	2.48661G	-51.82	-52.96	-49.34	0.01163	-16.02	25
2442MHz_TnomVnom	Pass	2.4965G	12.5G	1M	10.54056G	-48.05	-48.36	-45.19	0.03026	-26.02	2.5
2442MHz_TnomVmin	Pass	30M	2.387G	1M	2.3708G	-52.00	-54.58	-50.09	0.00979	-26.02	2.5
2442MHz_TnomVmin	Pass	2.387G	2.4G	1M	2.39522G	-53.16	-54.12	-50.60	0.0087	-16.02	25
2442MHz_TnomVmin	Pass	2.4835G	2.4965G	1M	2.48704G	-51.62	-53.23	-49.34	0.01164	-16.02	25
2442MHz_TnomVmin	Pass	2.4965G	12.5G	1M	10.53431G	-48.35	-48.29	-45.31	0.02945	-26.02	2.5
2442MHz_TnomVmax	Pass	30M	2.387G	1M	2.36932G	-52.19	-53.84	-49.93	0.01017	-26.02	2.5
2442MHz_TnomVmax	Pass	2.387G	2.4G	1M	2.39973G	-53.34	-53.83	-50.57	0.00877	-16.02	25
2442MHz_TnomVmax	Pass	2.4835G	2.4965G	1M	2.48583G	-51.58	-52.95	-49.20	0.01202	-16.02	25
2442MHz_TnomVmax	Pass	2.4965G	12.5G	1M	10.51556G	-47.88	-48.26	-45.06	0.03122	-26.02	2.5
2472MHz_TnomVnom	Pass	30M	2.387G	1M	2.38641G	-53.51	-54.11	-50.79	0.00834	-26.02	2.5
2472MHz_TnomVnom	Pass	2.387G	2.4G	1M	2.39922G	-53.37	-54.87	-51.05	0.00786	-16.02	25
2472MHz_TnomVnom	Pass	2.4835G	2.4965G	1M	2.4836G	-40.07	-39.09	-36.54	0.22171	-16.02	25
2472MHz_TnomVnom	Pass	2.4965G	12.5G	1M	10.4893G	-48.42	-47.89	-45.14	0.03064	-26.02	2.5



Transmitter Spurious Emissions

Appendix E

Mode	Result	F-Start (Hz)	F-Stop (Hz)	RBW (Hz)	Freq (Hz)	P1 (dBm/MHz)	P2 (dBm/MHz)	Psum (dBm/MHz)	Psum (uW/MHz)	Limit (dBm/MHz)	Limit (uW/MHz)
2472MHz_TnomVmin	Pass	30M	2.387G	1M	2.37315G	-51.65	-55.22	-50.07	0.00985	-26.02	2.5
2472MHz_TnomVmin	Pass	2.387G	2.4G	1M	2.39997G	-53.49	-54.74	-51.06	0.00783	-16.02	25
2472MHz_TnomVmin	Pass	2.4835G	2.4965G	1M	2.4835G	-39.83	-39.39	-36.59	0.21907	-16.02	25
2472MHz_TnomVmin	Pass	2.4965G	12.5G	1M	10.51556G	-47.59	-48.82	-45.15	0.03054	-26.02	2.5
2472MHz_TnomVmax	Pass	30M	2.387G	1M	2.38376G	-52.18	-53.88	-49.94	0.01015	-26.02	2.5
2472MHz_TnomVmax	Pass	2.387G	2.4G	1M	2.39849G	-53.37	-54.80	-51.02	0.00791	-16.02	25
2472MHz_TnomVmax	Pass	2.4835G	2.4965G	1M	2.48353G	-39.71	-39.48	-36.58	0.21963	-16.02	25
2472MHz_TnomVmax	Pass	2.4965G	12.5G	1M	10.51681G	-47.69	-48.60	-45.11	0.03083	-26.02	2.5
802.11g_Nss1_2TX	-	-	-	-	-	-	-	-	-	-	-
2412MHz_TnomVnom	Pass	30M	2.387G	1M	2.38612G	-38.42	-41.90	-36.81	0.20845	-26.02	2.5
2412MHz_TnomVnom	Pass	2.387G	2.4G	1M	2.4G	-29.70	-28.58	-26.09	2.45828	-16.02	25
2412MHz_TnomVnom	Pass	2.4835G	2.4965G	1M	2.48386G	-49.02	-51.64	-47.13	0.01939	-16.02	25
2412MHz_TnomVnom	Pass	2.4965G	12.5G	1M	10.5118G	-47.88	-48.73	-45.27	0.02969	-26.02	2.5
2412MHz_TnomVmin	Pass	30M	2.387G	1M	2.387G	-37.67	-41.53	-36.17	0.24131	-26.02	2.5
2412MHz_TnomVmin	Pass	2.387G	2.4G	1M	2.39999G	-29.51	-28.58	-26.01	2.50619	-16.02	25
2412MHz_TnomVmin	Pass	2.4835G	2.4965G	1M	2.48454G	-49.09	-51.66	-47.18	0.01915	-16.02	25
2412MHz_TnomVmin	Pass	2.4965G	12.5G	1M	10.53181G	-48.41	-48.38	-45.38	0.02894	-26.02	2.5
2412MHz_TnomVmax	Pass	30M	2.387G	1M	2.387G	-37.67	-42.26	-36.37	0.23043	-26.02	2.5
2412MHz_TnomVmax	Pass	2.387G	2.4G	1M	2.4G	-29.41	-28.64	-26.00	2.51324	-16.02	25
2412MHz_TnomVmax	Pass	2.4835G	2.4965G	1M	2.48354G	-49.02	-51.75	-47.16	0.01921	-16.02	25
2412MHz_TnomVmax	Pass	2.4965G	12.5G	1M	10.52181G	-48.10	-48.38	-45.23	0.03001	-26.02	2.5
2442MHz_TnomVnom	Pass	30M	2.387G	1M	2.38671G	-49.91	-49.89	-46.89	0.02047	-26.02	2.5
2442MHz_TnomVnom	Pass	2.387G	2.4G	1M	2.39988G	-46.22	-47.75	-43.91	0.04067	-16.02	25
2442MHz_TnomVnom	Pass	2.4835G	2.4965G	1M	2.4836G	-44.63	-47.74	-42.90	0.05126	-16.02	25
2442MHz_TnomVnom	Pass	2.4965G	12.5G	1M	10.52806G	-48.24	-48.38	-45.30	0.02952	-26.02	2.5
2442MHz_TnomVmin	Pass	30M	2.387G	1M	2.38671G	-49.19	-50.86	-46.93	0.02025	-26.02	2.5
2442MHz_TnomVmin	Pass	2.387G	2.4G	1M	2.39986G	-46.29	-47.74	-43.94	0.04032	-16.02	25
2442MHz_TnomVmin	Pass	2.4835G	2.4965G	1M	2.4835G	-44.72	-47.63	-42.93	0.05099	-16.02	25
2442MHz_TnomVmin	Pass	2.4965G	12.5G	1M	10.51806G	-48.07	-48.15	-45.10	0.03091	-26.02	2.5
2442MHz_TnomVmax	Pass	30M	2.387G	1M	2.38258G	-49.04	-51.98	-47.26	0.01881	-26.02	2.5
2442MHz_TnomVmax	Pass	2.387G	2.4G	1M	2.39994G	-46.54	-47.79	-44.11	0.03882	-16.02	25
2442MHz_TnomVmax	Pass	2.4835G	2.4965G	1M	2.48386G	-44.74	-47.62	-42.94	0.05087	-16.02	25
2442MHz_TnomVmax	Pass	2.4965G	12.5G	1M	10.52806G	-48.00	-48.66	-45.31	0.02946	-26.02	2.5
2472MHz_TnomVnom	Pass	30M	2.387G	1M	2.38582G	-51.75	-53.14	-49.38	0.01154	-26.02	2.5
2472MHz_TnomVnom	Pass	2.387G	2.4G	1M	2.3994G	-51.59	-52.68	-49.09	0.01233	-16.02	25
2472MHz_TnomVnom	Pass	2.4835G	2.4965G	1M	2.48351G	-25.60	-25.89	-22.73	5.33055	-16.02	25
2472MHz_TnomVnom	Pass	2.4965G	12.5G	1M	2.4965G	-36.22	-39.31	-34.49	0.356	-26.02	2.5
2472MHz_TnomVmin	Pass	30M	2.387G	1M	2.38435G	-51.70	-52.71	-49.17	0.01212	-26.02	2.5
2472MHz_TnomVmin	Pass	2.387G	2.4G	1M	2.39924G	-51.70	-52.73	-49.17	0.01209	-16.02	25
2472MHz_TnomVmin	Pass	2.4835G	2.4965G	1M	2.4835G	-25.62	-25.53	-22.56	5.54056	-16.02	25



Transmitter Spurious Emissions

Appendix E

Mode	Result	F-Start (Hz)	F-Stop (Hz)	RBW (Hz)	Freq (Hz)	P1 (dBm/MHz)	P2 (dBm/MHz)	Psum (dBm/MHz)	Psum (uW/MHz)	Limit (dBm/MHz)	Limit (uW/MHz)
2472MHz_TnomVmin	Pass	2.4965G	12.5G	1M	2.4965G	-36.00	-38.88	-34.20	0.38061	-26.02	2.5
2472MHz_TnomVmax	Pass	30M	2.387G	1M	2.3814G	-51.97	-53.43	-49.63	0.01089	-26.02	2.5
2472MHz_TnomVmax	Pass	2.387G	2.4G	1M	2.39947G	-51.71	-52.54	-49.09	0.01232	-16.02	25
2472MHz_TnomVmax	Pass	2.4835G	2.4965G	1M	2.48351G	-25.86	-25.19	-22.50	5.62109	-16.02	25
2472MHz_TnomVmax	Pass	2.4965G	12.5G	1M	2.4965G	-35.74	-38.19	-33.78	0.41839	-26.02	2.5
802.11n HT20_Nss1,(MCS0)_2TX	-	-	-	-	-	-	-	-	-	-	-
2412MHz_TnomVnom	Pass	30M	2.387G	1M	2.38612G	-36.97	-40.34	-35.33	0.29338	-26.02	2.5
2412MHz_TnomVnom	Pass	2.387G	2.4G	1M	2.39999G	-29.25	-28.62	-25.91	2.56254	-16.02	25
2412MHz_TnomVnom	Pass	2.4835G	2.4965G	1M	2.48417G	-47.56	-49.16	-45.28	0.02967	-16.02	25
2412MHz_TnomVnom	Pass	2.4965G	12.5G	1M	10.53056G	-43.88	-44.09	-40.97	0.07992	-26.02	2.5
2412MHz_TnomVmin	Pass	30M	2.387G	1M	2.38612G	-35.06	-40.38	-33.94	0.40351	-26.02	2.5
2412MHz_TnomVmin	Pass	2.387G	2.4G	1M	2.39996G	-29.24	-28.42	-25.80	2.63004	-16.02	25
2412MHz_TnomVmin	Pass	2.4835G	2.4965G	1M	2.48377G	-47.35	-49.21	-45.17	0.0304	-16.02	25
2412MHz_TnomVmin	Pass	2.4965G	12.5G	1M	10.50055G	-43.61	-44.35	-40.95	0.08028	-26.02	2.5
2412MHz_TnomVmax	Pass	30M	2.387G	1M	2.387G	-35.56	-40.47	-34.34	0.36771	-26.02	2.5
2412MHz_TnomVmax	Pass	2.387G	2.4G	1M	2.39995G	-28.25	-28.53	-25.38	2.89905	-16.02	25
2412MHz_TnomVmax	Pass	2.4835G	2.4965G	1M	2.484G	-47.40	-49.03	-45.13	0.0307	-16.02	25
2412MHz_TnomVmax	Pass	2.4965G	12.5G	1M	10.52306G	-44.03	-44.05	-41.03	0.07889	-26.02	2.5
2442MHz_TnomVnom	Pass	30M	2.387G	1M	2.38464G	-46.75	-48.40	-44.49	0.03559	-26.02	2.5
2442MHz_TnomVnom	Pass	2.387G	2.4G	1M	2.39979G	-44.81	-46.27	-42.47	0.05664	-16.02	25
2442MHz_TnomVnom	Pass	2.4835G	2.4965G	1M	2.48364G	-43.72	-46.42	-41.85	0.06527	-16.02	25
2442MHz_TnomVnom	Pass	2.4965G	12.5G	1M	10.52431G	-44.16	-43.87	-41.00	0.07939	-26.02	2.5
2442MHz_TnomVmin	Pass	30M	2.387G	1M	2.38641G	-46.50	-48.69	-44.45	0.03591	-26.02	2.5
2442MHz_TnomVmin	Pass	2.387G	2.4G	1M	2.39992G	-44.81	-46.14	-42.41	0.05736	-16.02	25
2442MHz_TnomVmin	Pass	2.4835G	2.4965G	1M	2.48378G	-43.56	-46.44	-41.76	0.06675	-16.02	25
2442MHz_TnomVmin	Pass	2.4965G	12.5G	1M	10.51681G	-43.86	-43.67	-40.75	0.08407	-26.02	2.5
2442MHz_TnomVmax	Pass	30M	2.387G	1M	2.38641G	-46.76	-48.75	-44.63	0.03442	-26.02	2.5
2442MHz_TnomVmax	Pass	2.387G	2.4G	1M	2.39979G	-44.63	-46.28	-42.37	0.05799	-16.02	25
2442MHz_TnomVmax	Pass	2.4835G	2.4965G	1M	2.48397G	-43.78	-46.43	-41.90	0.06463	-16.02	25
2442MHz_TnomVmax	Pass	2.4965G	12.5G	1M	10.51055G	-44.06	-44.13	-41.08	0.0779	-26.02	2.5
2472MHz_TnomVnom	Pass	30M	2.387G	1M	2.38405G	-48.61	-50.05	-46.26	0.02366	-26.02	2.5
2472MHz_TnomVnom	Pass	2.387G	2.4G	1M	2.3992G	-49.34	-50.16	-46.72	0.02128	-16.02	25
2472MHz_TnomVnom	Pass	2.4835G	2.4965G	1M	2.4835G	-25.05	-24.83	-21.93	6.4146	-16.02	25
2472MHz_TnomVnom	Pass	2.4965G	12.5G	1M	2.4965G	-34.43	-36.97	-32.51	0.56149	-26.02	2.5
2472MHz_TnomVmin	Pass	30M	2.387G	1M	2.37816G	-48.97	-49.58	-46.25	0.02369	-26.02	2.5
2472MHz_TnomVmin	Pass	2.387G	2.4G	1M	2.39815G	-49.17	-50.03	-46.57	0.02204	-16.02	25
2472MHz_TnomVmin	Pass	2.4835G	2.4965G	1M	2.48351G	-24.97	-24.57	-21.76	6.6756	-16.02	25
2472MHz_TnomVmin	Pass	2.4965G	12.5G	1M	2.4965G	-34.03	-37.33	-32.36	0.58029	-26.02	2.5
2472MHz_TnomVmax	Pass	30M	2.387G	1M	2.37757G	-49.32	-49.91	-46.59	0.0219	-26.02	2.5
2472MHz_TnomVmax	Pass	2.387G	2.4G	1M	2.39973G	-49.14	-50.22	-46.64	0.0217	-16.02	25



Transmitter Spurious Emissions

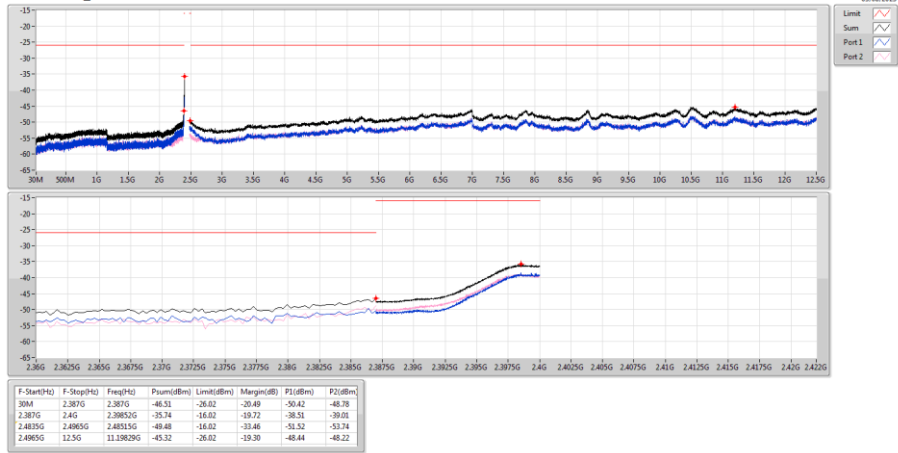
Appendix E

Mode	Result	F-Start (Hz)	F-Stop (Hz)	RBW (Hz)	Freq (Hz)	P1 (dBm/MHz)	P2 (dBm/MHz)	Psum (dBm/MHz)	Psum (uW/MHz)	Limit (dBm/MHz)	Limit (uW/MHz)
2472MHz_TnomVmax	Pass	2.4835G	2.4965G	1M	2.48351G	-25.34	-24.77	-22.04	6.25842	-16.02	25
2472MHz_TnomVmax	Pass	2.4965G	12.5G	1M	2.4965G	-35.04	-37.90	-33.23	0.47551	-26.02	2.5
ax20_OFDMA_Nss1,(MCS0)_2TX	-	-	-	-	-	-	-	-	-	-	-
2412MHz_TnomVnom	Pass	30M	2.387G	1M	2.38671G	-32.56	-37.01	-31.23	0.75369	-26.02	2.5
2412MHz_TnomVnom	Pass	2.387G	2.4G	1M	2.39994G	-25.92	-29.55	-24.36	3.66776	-16.02	25
2412MHz_TnomVnom	Pass	2.4835G	2.4965G	1M	2.48423G	-47.33	-49.10	-45.12	0.0308	-16.02	25
2412MHz_TnomVnom	Pass	2.4965G	12.5G	1M	10.5093G	-43.68	-43.20	-40.42	0.09072	-26.02	2.5
2412MHz_TnomVmin	Pass	30M	2.387G	1M	2.38641G	-34.51	-36.79	-32.49	0.56341	-26.02	2.5
2412MHz_TnomVmin	Pass	2.387G	2.4G	1M	2.39995G	-25.41	-28.12	-23.55	4.4191	-16.02	25
2412MHz_TnomVmin	Pass	2.4835G	2.4965G	1M	2.48353G	-47.40	-49.22	-45.21	0.03016	-16.02	25
2412MHz_TnomVmin	Pass	2.4965G	12.5G	1M	10.52806G	-42.88	-43.49	-40.16	0.09629	-26.02	2.5
2412MHz_TnomVmax	Pass	30M	2.387G	1M	2.38671G	-35.12	-37.64	-33.19	0.4798	-26.02	2.5
2412MHz_TnomVmax	Pass	2.387G	2.4G	1M	2.39958G	-25.59	-30.16	-24.29	3.72441	-16.02	25
2412MHz_TnomVmax	Pass	2.4835G	2.4965G	1M	2.48359G	-47.47	-49.14	-45.21	0.0301	-16.02	25
2412MHz_TnomVmax	Pass	2.4965G	12.5G	1M	10.53306G	-42.75	-43.64	-40.16	0.09634	-26.02	2.5
2442MHz_TnomVnom	Pass	30M	2.387G	1M	2.38405G	-47.97	-47.48	-44.71	0.03382	-26.02	2.5
2442MHz_TnomVnom	Pass	2.387G	2.4G	1M	2.39992G	-47.10	-45.42	-43.17	0.04821	-16.02	25
2442MHz_TnomVnom	Pass	2.4835G	2.4965G	1M	2.48418G	-45.47	-44.29	-41.83	0.06562	-16.02	25
2442MHz_TnomVnom	Pass	2.4965G	12.5G	1M	10.52806G	-42.97	-43.69	-40.30	0.09322	-26.02	2.5
2442MHz_TnomVmin	Pass	30M	2.387G	1M	2.38346G	-47.26	-48.02	-44.61	0.03457	-26.02	2.5
2442MHz_TnomVmin	Pass	2.387G	2.4G	1M	2.39987G	-46.92	-45.93	-43.39	0.04585	-16.02	25
2442MHz_TnomVmin	Pass	2.4835G	2.4965G	1M	2.48438G	-44.99	-45.16	-42.06	0.06217	-16.02	25
2442MHz_TnomVmin	Pass	2.4965G	12.5G	1M	10.50305G	-43.44	-42.87	-40.14	0.09693	-26.02	2.5
2442MHz_TnomVmax	Pass	30M	2.387G	1M	2.38671G	-47.17	-46.66	-43.90	0.04076	-26.02	2.5
2442MHz_TnomVmax	Pass	2.387G	2.4G	1M	2.39981G	-46.77	-45.55	-43.11	0.0489	-16.02	25
2442MHz_TnomVmax	Pass	2.4835G	2.4965G	1M	2.48485G	-45.07	-45.02	-42.03	0.06259	-16.02	25
2442MHz_TnomVmax	Pass	2.4965G	12.5G	1M	10.51931G	-43.42	-43.12	-40.26	0.09425	-26.02	2.5
2472MHz_TnomVnom	Pass	30M	2.387G	1M	2.36726G	-48.08	-49.34	-45.65	0.0272	-26.02	2.5
2472MHz_TnomVnom	Pass	2.387G	2.4G	1M	2.39988G	-49.27	-49.83	-46.53	0.02223	-16.02	25
2472MHz_TnomVnom	Pass	2.4835G	2.4965G	1M	2.48357G	-22.86	-25.55	-20.99	7.96219	-16.02	25
2472MHz_TnomVnom	Pass	2.4965G	12.5G	1M	2.4965G	-33.40	-33.02	-30.20	0.95597	-26.02	2.5
2472MHz_TnomVmin	Pass	30M	2.387G	1M	2.38111G	-48.05	-49.62	-45.75	0.02658	-26.02	2.5
2472MHz_TnomVmin	Pass	2.387G	2.4G	1M	2.39942G	-49.14	-49.93	-46.51	0.02235	-16.02	25
2472MHz_TnomVmin	Pass	2.4835G	2.4965G	1M	2.48353G	-22.93	-25.26	-20.93	8.07183	-16.02	25
2472MHz_TnomVmin	Pass	2.4965G	12.5G	1M	2.4965G	-33.03	-30.38	-28.50	1.41396	-26.02	2.5
2472MHz_TnomVmax	Pass	30M	2.387G	1M	2.38435G	-49.29	-48.93	-46.10	0.02457	-26.02	2.5
2472MHz_TnomVmax	Pass	2.387G	2.4G	1M	2.39994G	-49.26	-49.81	-46.52	0.0223	-16.02	25
2472MHz_TnomVmax	Pass	2.4835G	2.4965G	1M	2.48352G	-23.18	-23.59	-20.37	9.18361	-16.02	25
2472MHz_TnomVmax	Pass	2.4965G	12.5G	1M	2.4965G	-33.51	-34.19	-30.83	0.82672	-26.02	2.5



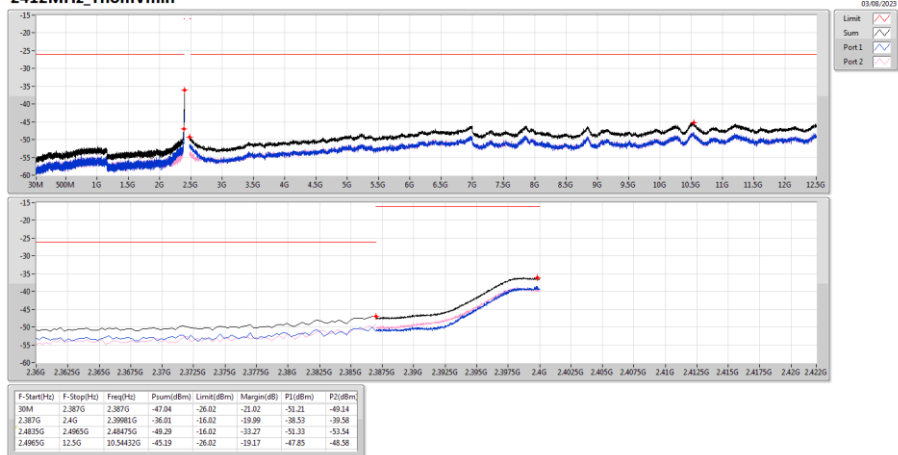
802.11b_Nss1_2TX
2412MHz_TnomVnom

CSE-TX



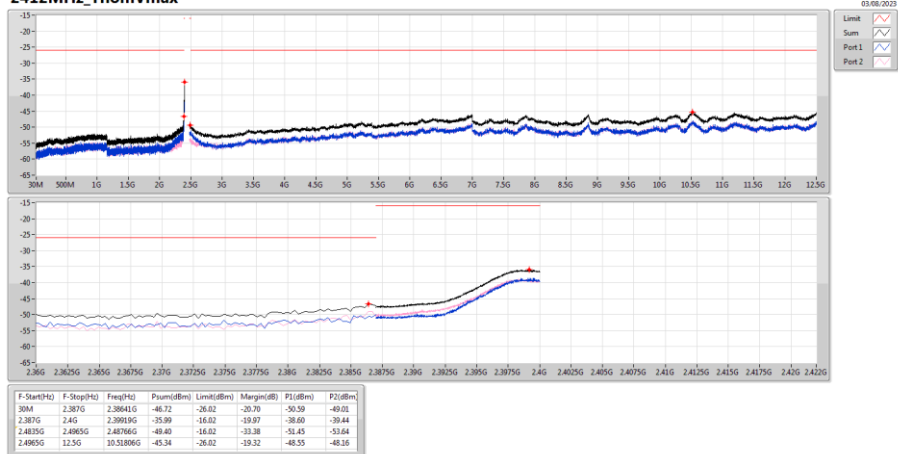
802.11b_Nss1_2TX
2412MHz_TnomVmin

CSE-TX



802.11b_Nss1_2TX
2412MHz_TnomVmax

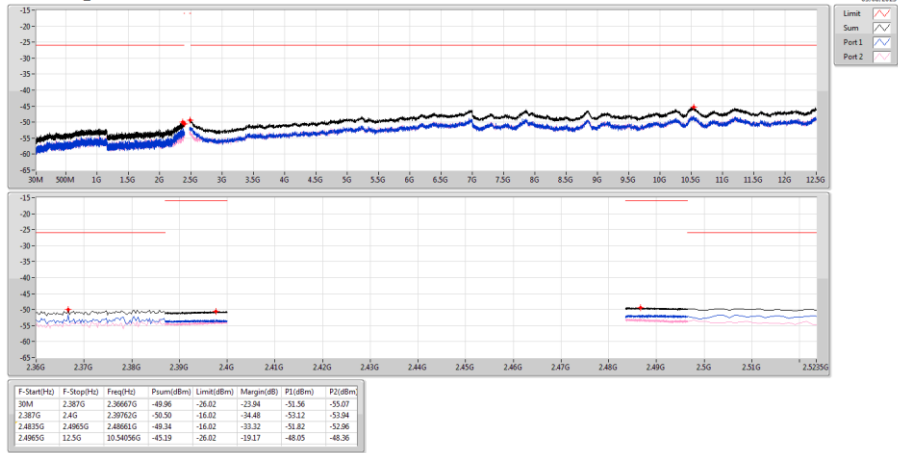
CSE-TX





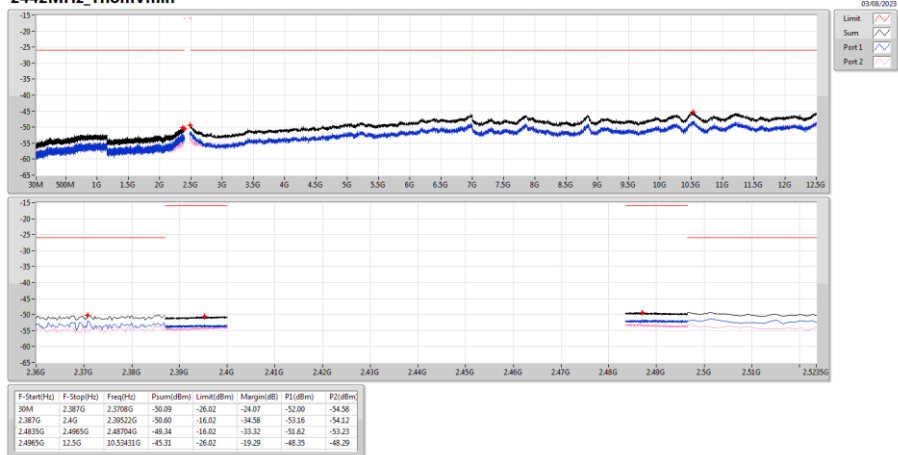
802.11b_Nss1_2TX
2442MHz_TnomVnom

CSE-TX



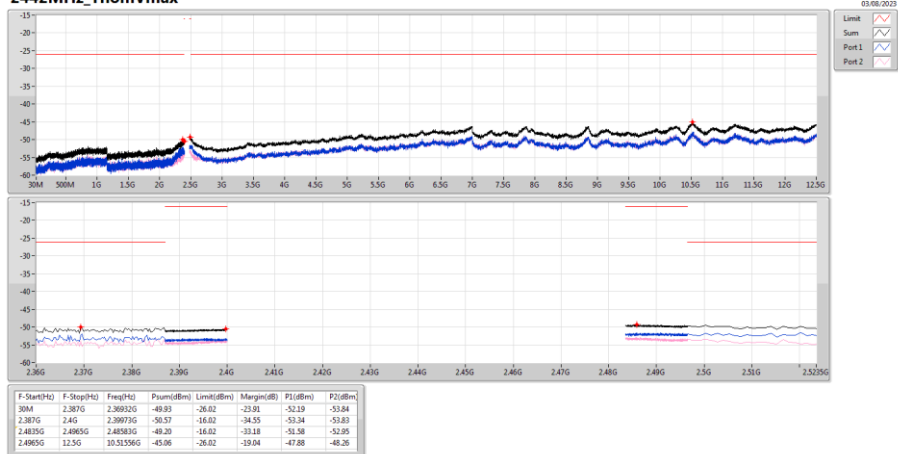
802.11b_Nss1_2TX
2442MHz_TnomVmin

CSE-TX



802.11b_Nss1_2TX
2442MHz_TnomVmax

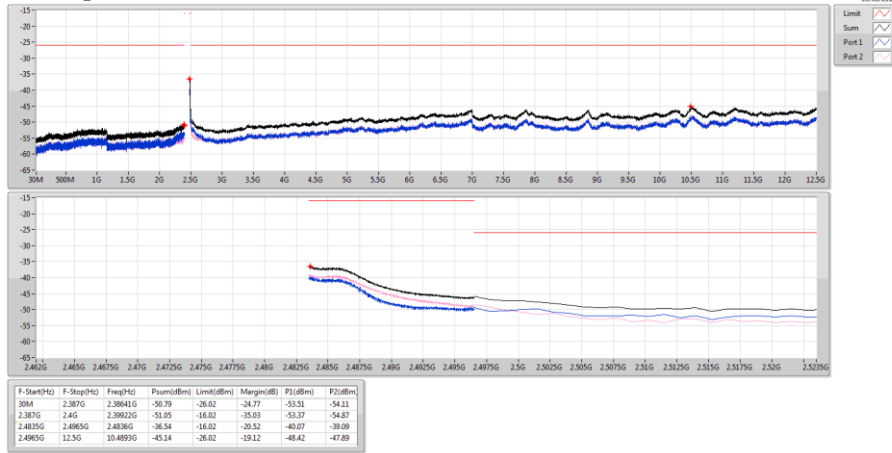
CSE-TX





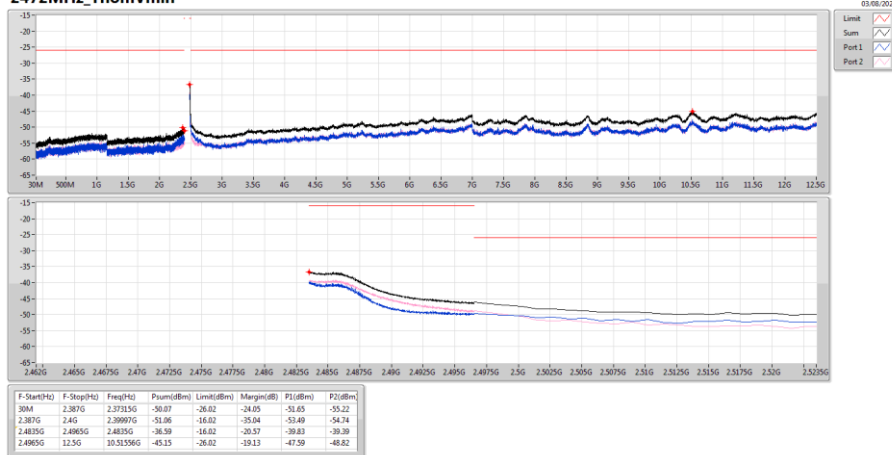
802.11b_Nss1_2TX
2472MHz_TnomVnom

CSE-TX



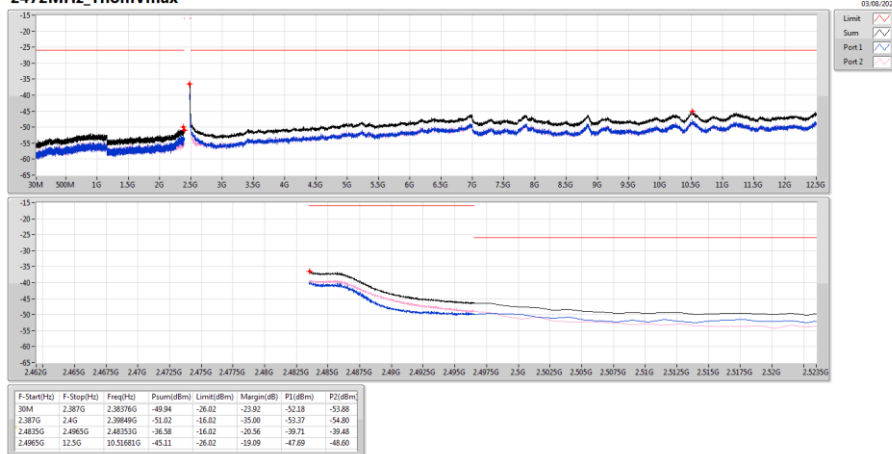
802.11b_Nss1_2TX
2472MHz_TnomVmin

CSE-TX



802.11b_Nss1_2TX
2472MHz_TnomVmax

CSE-TX



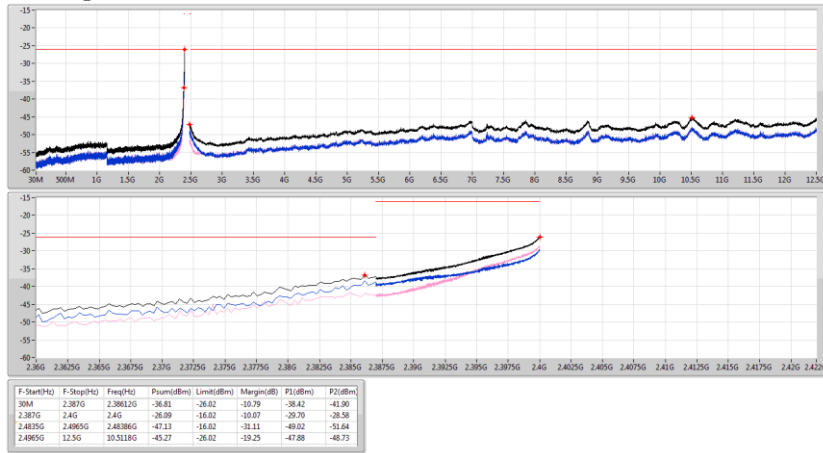


802.11g_Nss1_2TX

2412MHz_TnomVnom

CSE-TX

03/08/2023
Limit
Sum
Port 1
Port 2

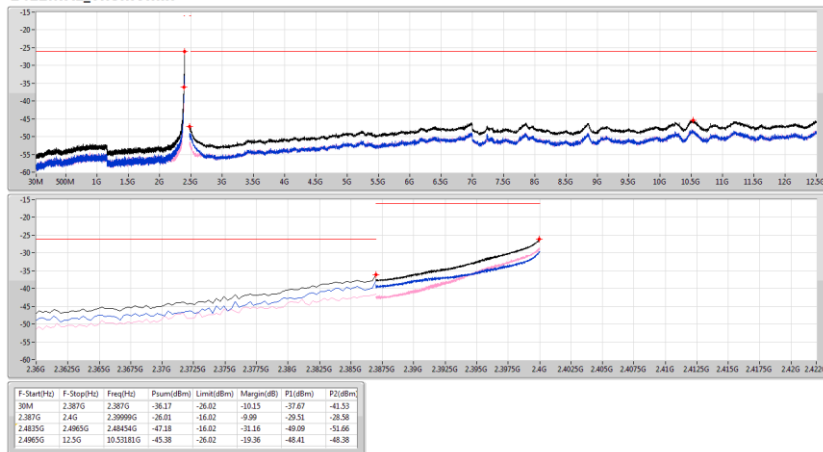


802.11g_Nss1_2TX

2412MHz_TnomVmin

CSE-TX

03/08/2023
Limit
Sum
Port 1
Port 2

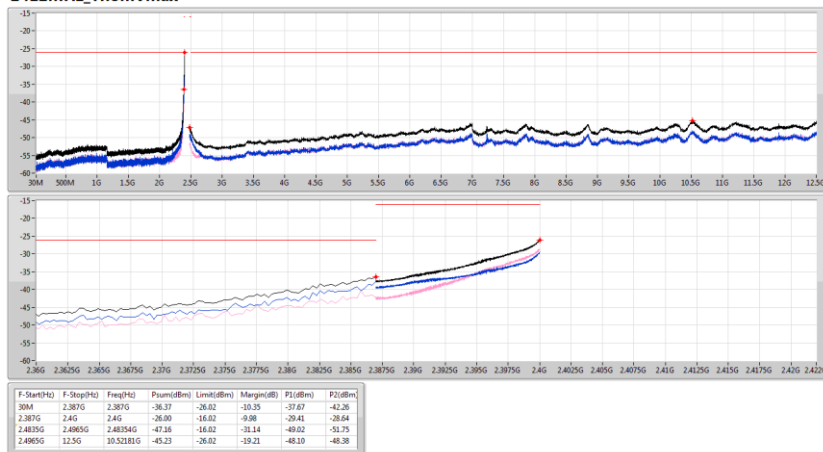


802.11g_Nss1_2TX

2412MHz_TnomVmax

CSE-TX

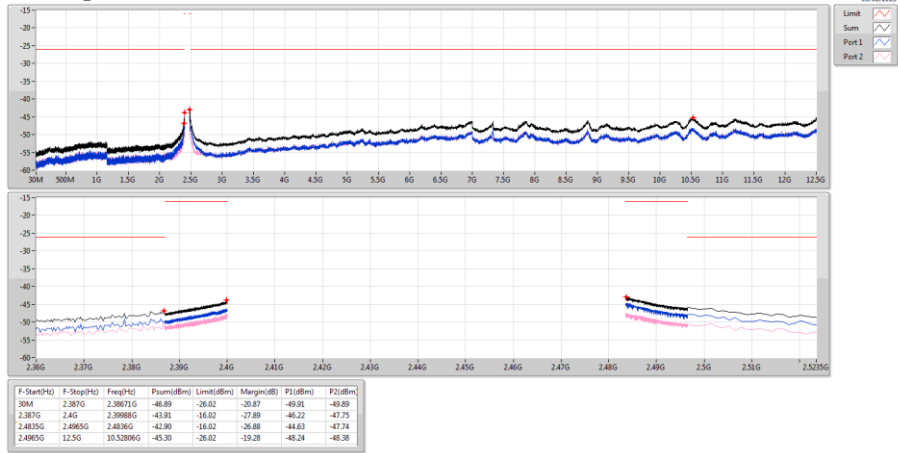
03/08/2023
Limit
Sum
Port 1
Port 2





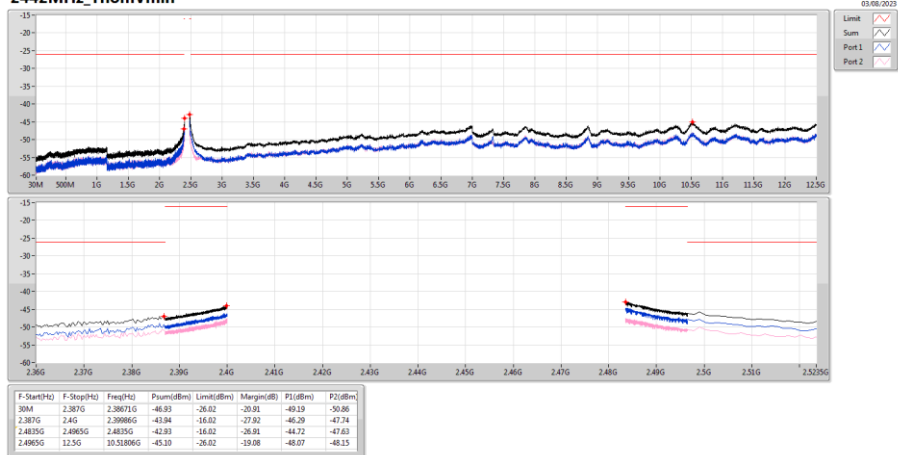
802.11g_Nss1_2TX
2442MHz_TnomVnom

CSE-TX



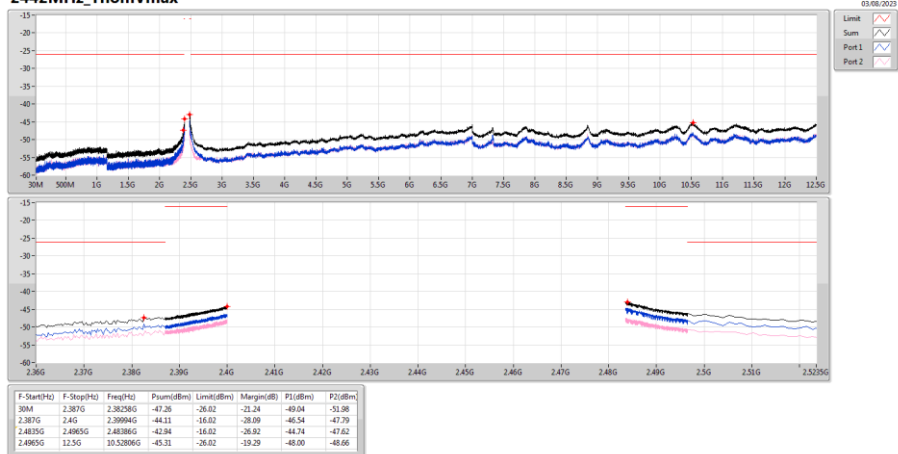
802.11g_Nss1_2TX
2442MHz_TnomVmin

CSE-TX



802.11g_Nss1_2TX
2442MHz_TnomVmax

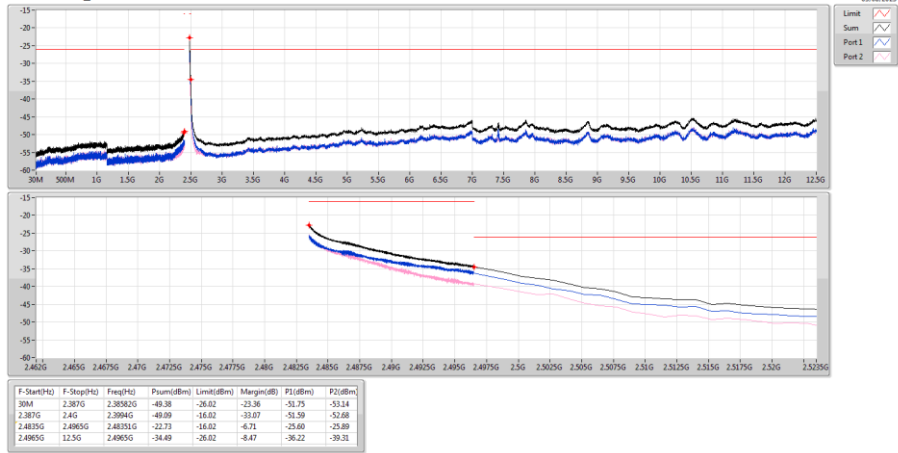
CSE-TX





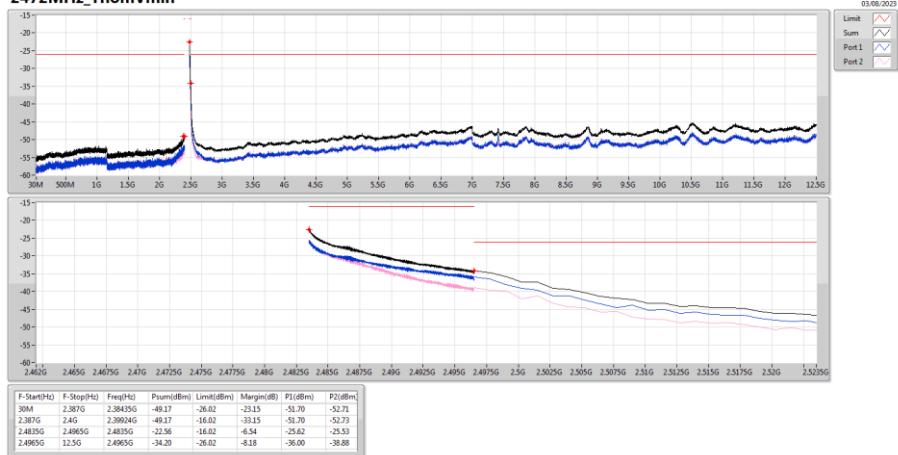
802.11g_Nss1_2TX
2472MHz_TnomVnom

CSE-TX



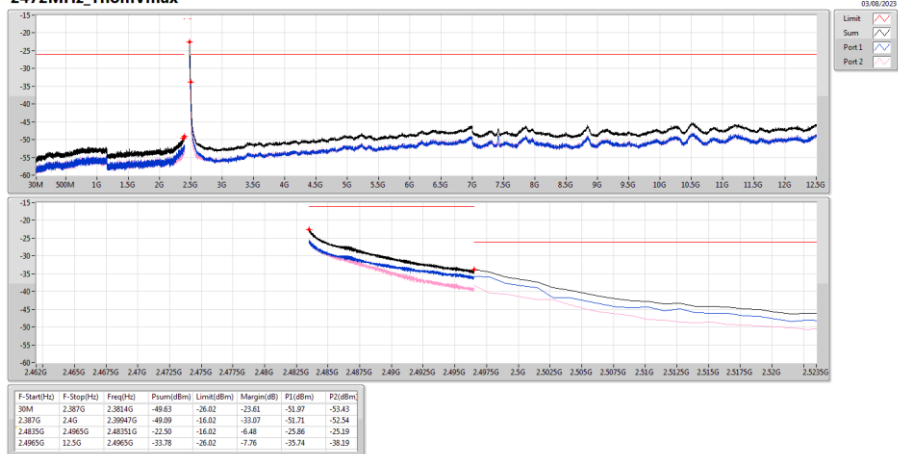
802.11g_Nss1_2TX
2472MHz_TnomVmin

CSE-TX



802.11g_Nss1_2TX
2472MHz_TnomVmax

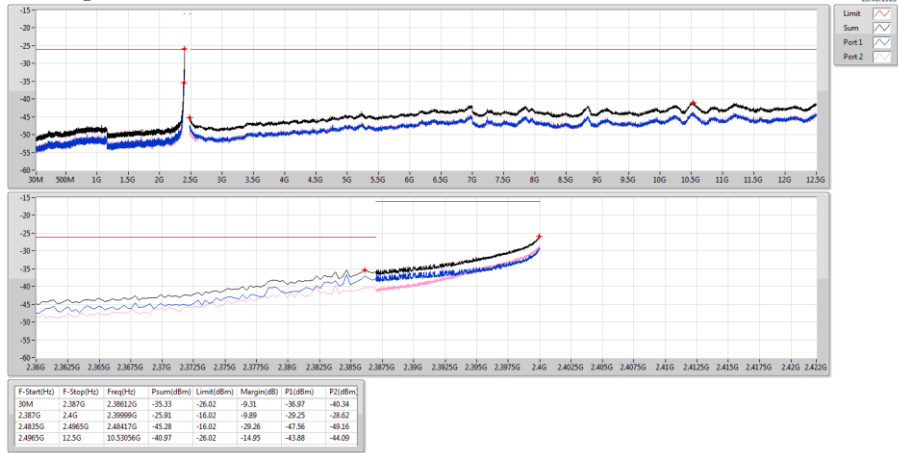
CSE-TX





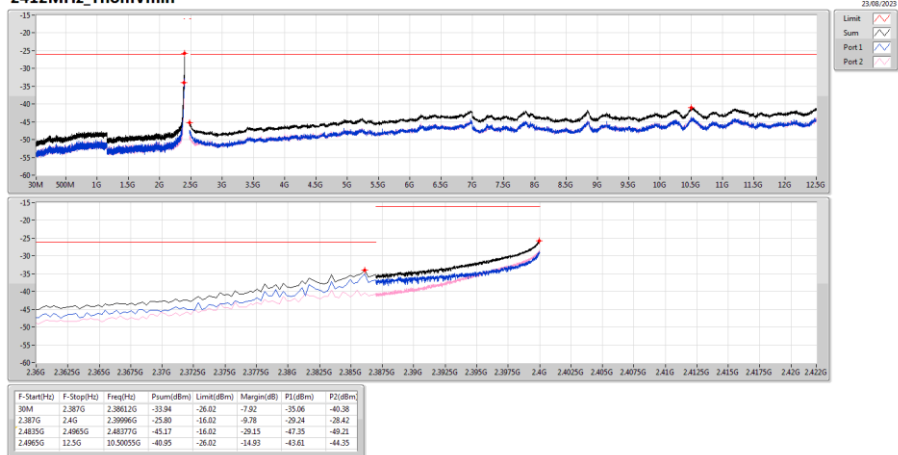
802.11n HT20_Nss1,(MCS0)_2TX
2412MHz_TnomVnom

CSE-TX



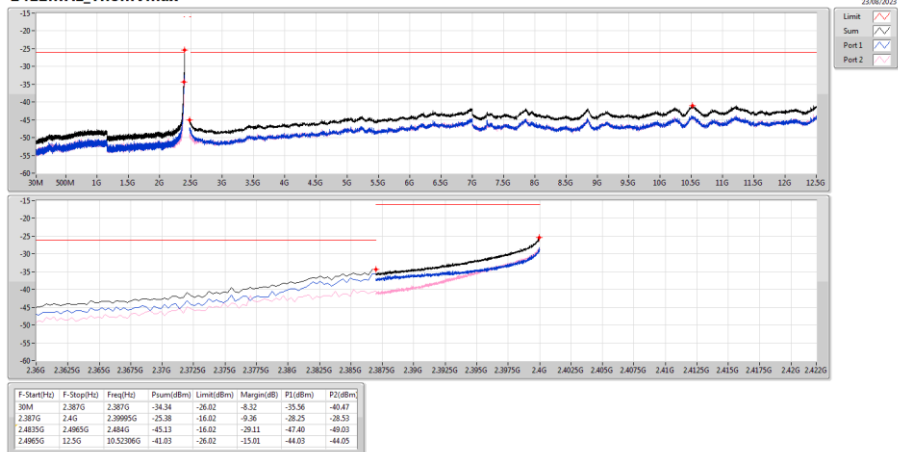
802.11n HT20_Nss1,(MCS0)_2TX
2412MHz_TnomVmin

CSE-TX



802.11n HT20_Nss1,(MCS0)_2TX
2412MHz_TnomVmax

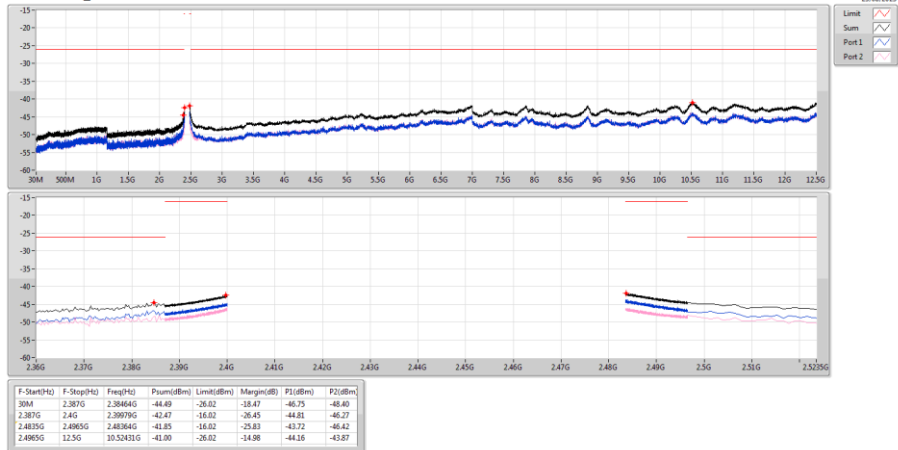
CSE-TX





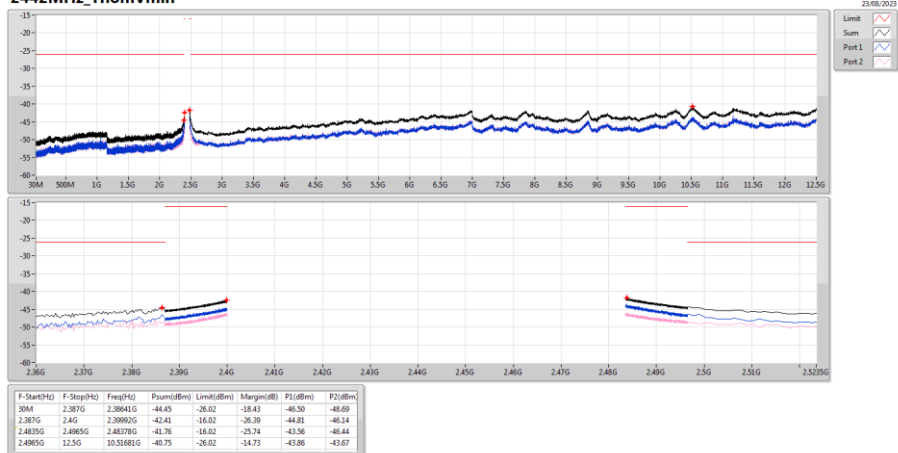
802.11n HT20_Nss1,(MCS0)_2TX
2442MHz_TnomVnom

CSE-TX



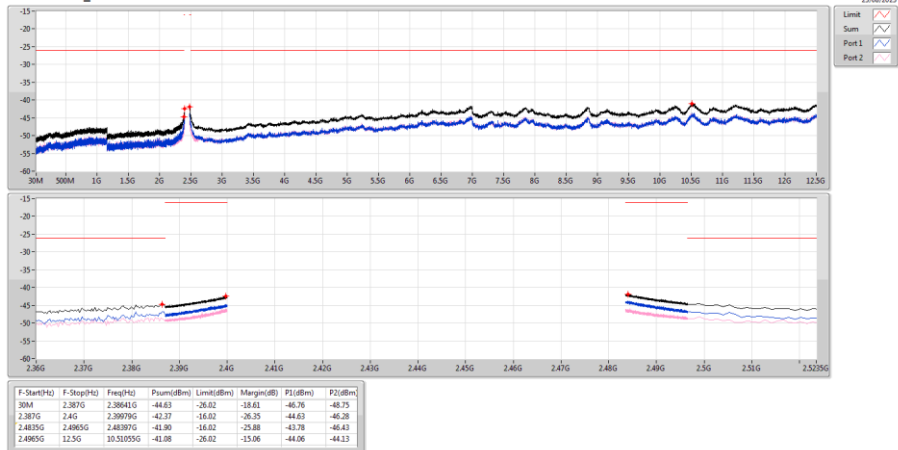
802.11n HT20_Nss1,(MCS0)_2TX
2442MHz_TnomVmin

CSE-TX



802.11n HT20_Nss1,(MCS0)_2TX
2442MHz_TnomVmax

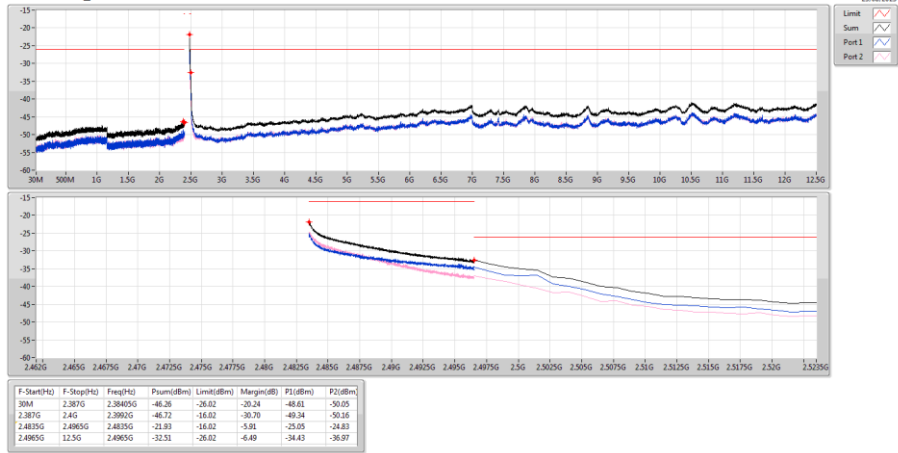
CSE-TX





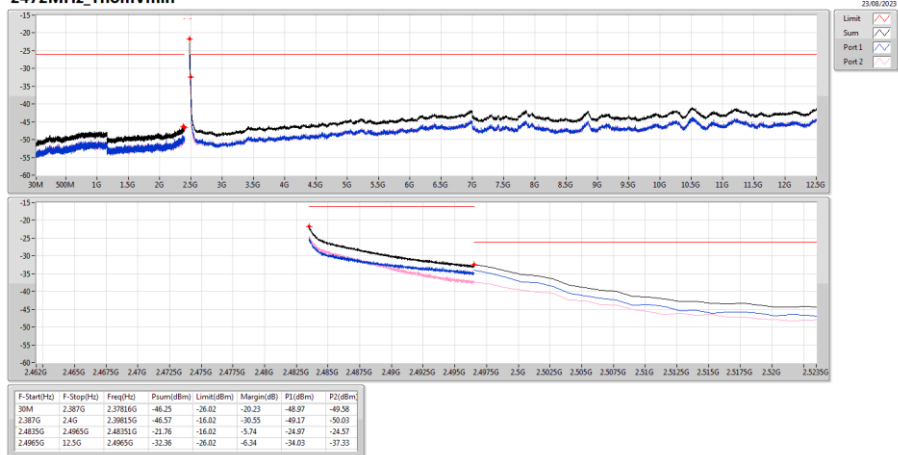
802.11n HT20_Nss1,(MCS0)_2TX
2472MHz_TnomVnom

CSE-TX



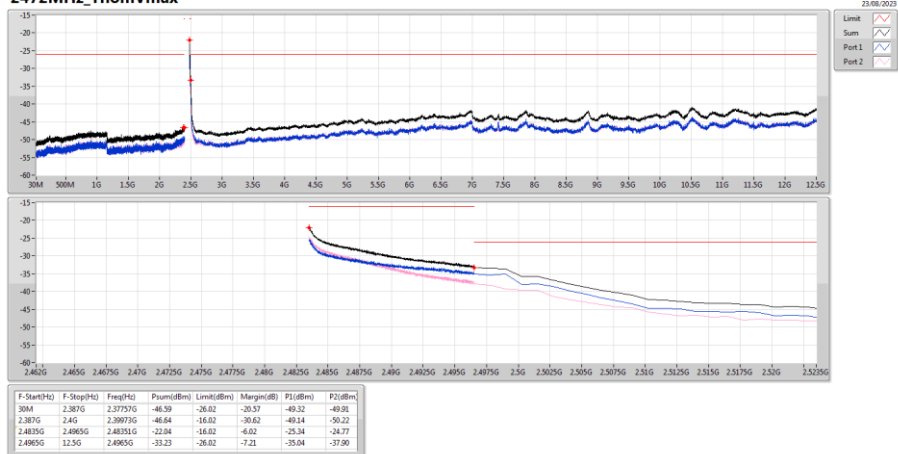
802.11n HT20_Nss1,(MCS0)_2TX
2472MHz_TnomVmin

CSE-TX



802.11n HT20_Nss1,(MCS0)_2TX
2472MHz_TnomVmax

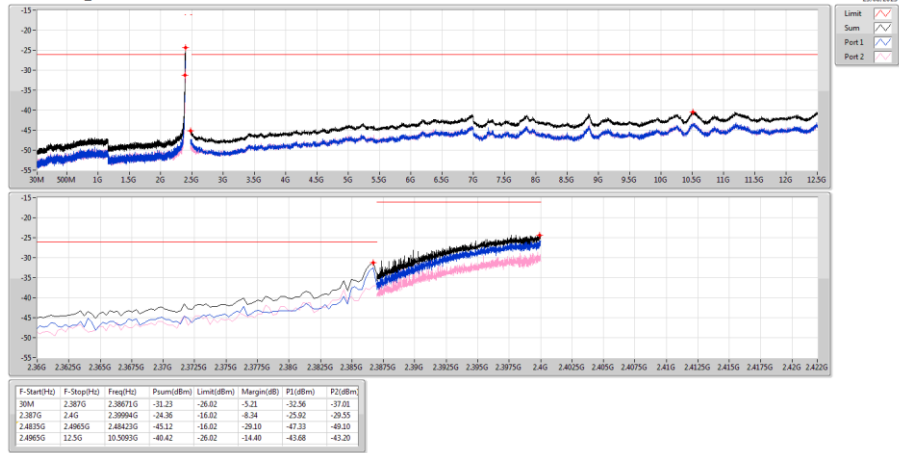
CSE-TX





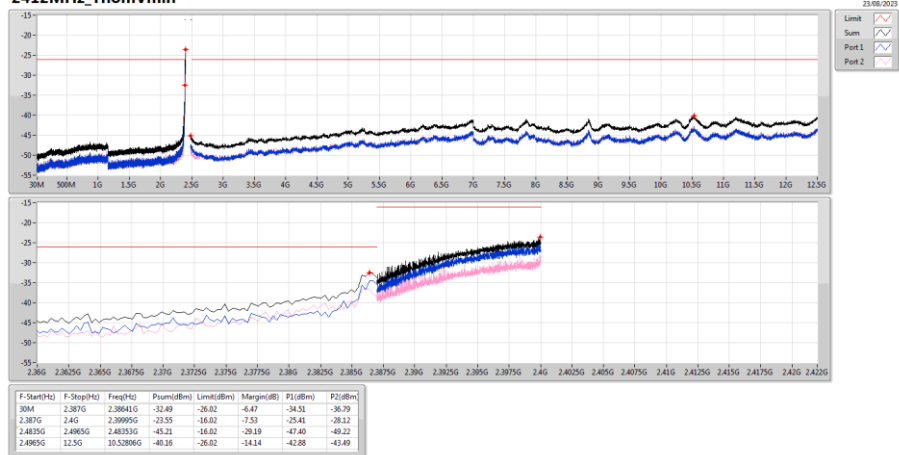
ax20_OFDMA_Nss1,(MCS0)_2TX
2412MHz_TnomVnom

CSE-TX



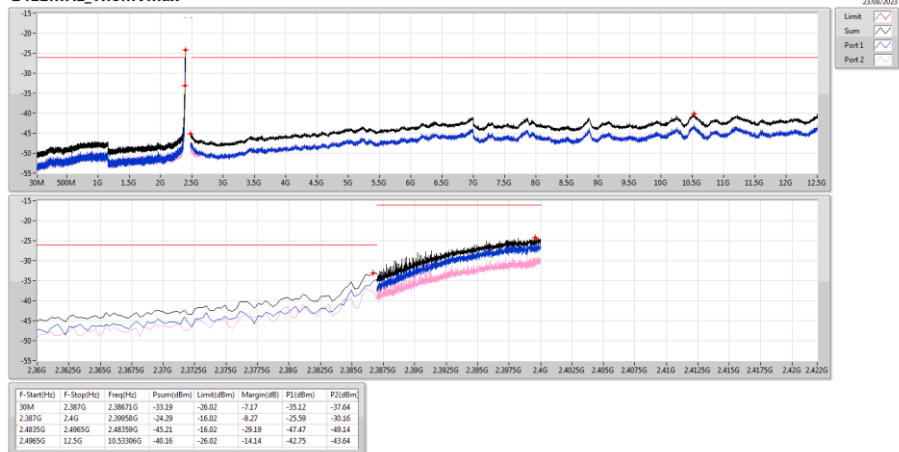
ax20_OFDMA_Nss1,(MCS0)_2TX
2412MHz_TnomVmin

CSE-TX



ax20_OFDMA_Nss1,(MCS0)_2TX
2412MHz_TnomVmax

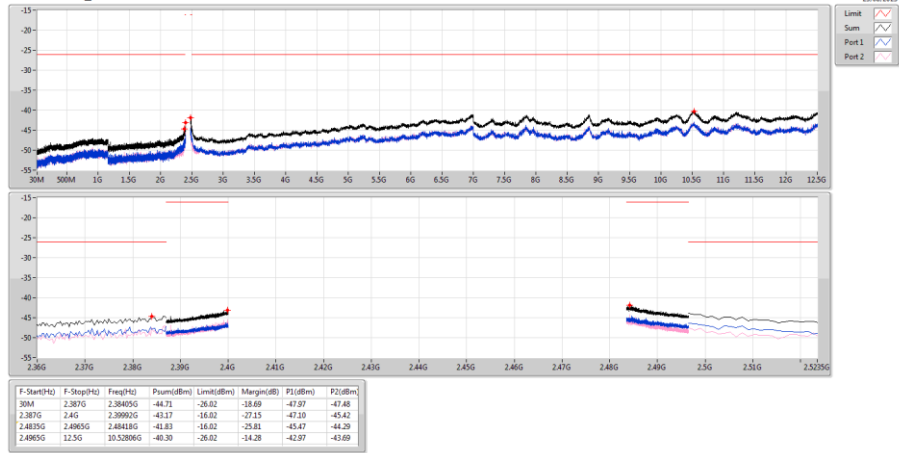
CSE-TX





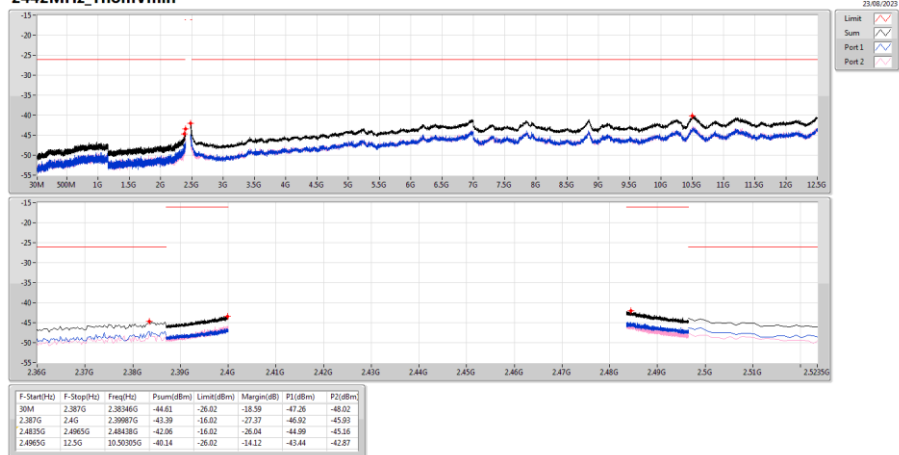
ax20_OFDMA_Nss1,(MCS0)_2TX
2442MHz_TnomVnom

CSE-TX



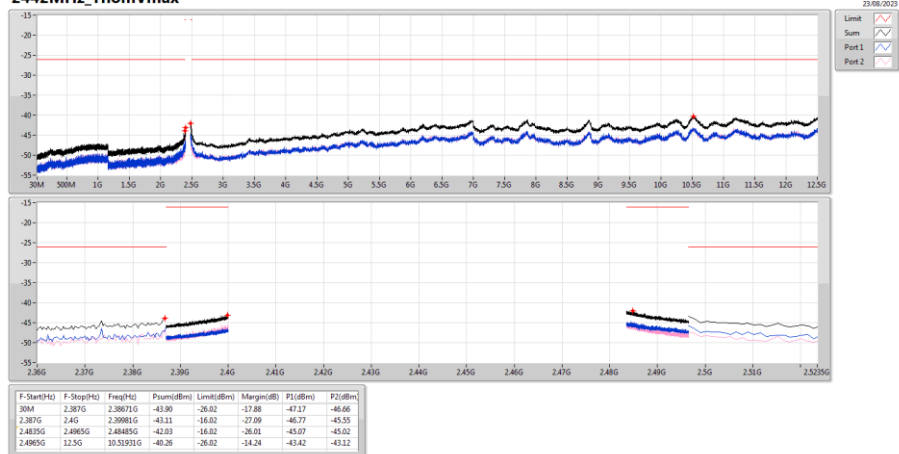
ax20_OFDMA_Nss1,(MCS0)_2TX
2442MHz_TnomVmin

CSE-TX



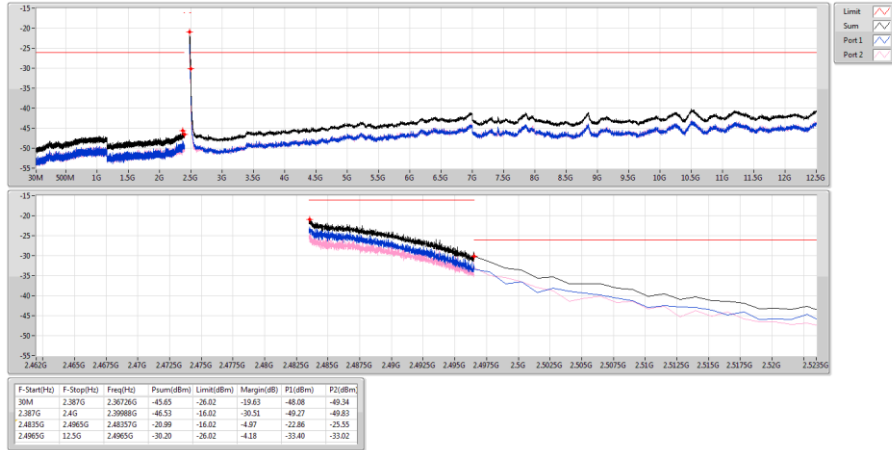
ax20_OFDMA_Nss1,(MCS0)_2TX
2442MHz_TnomVmax

CSE-TX



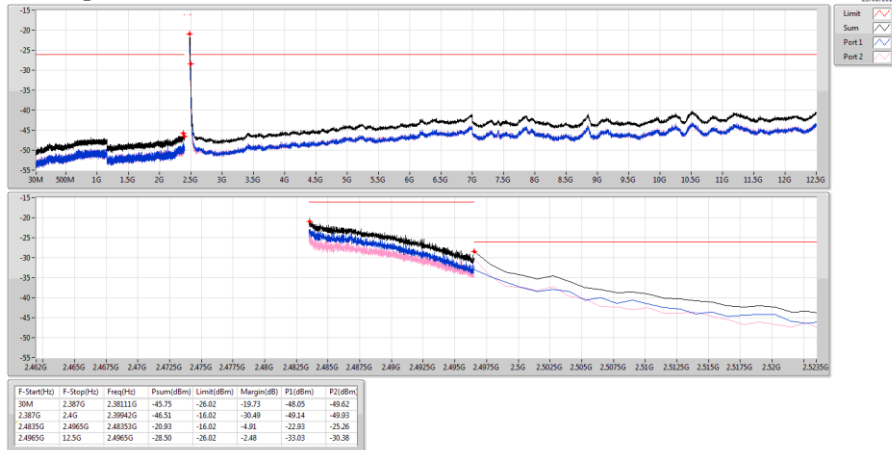
ax20_OFDMA_Nss1,(MCS0)_2TX
2472MHz_TnomVnom

CSE-TX



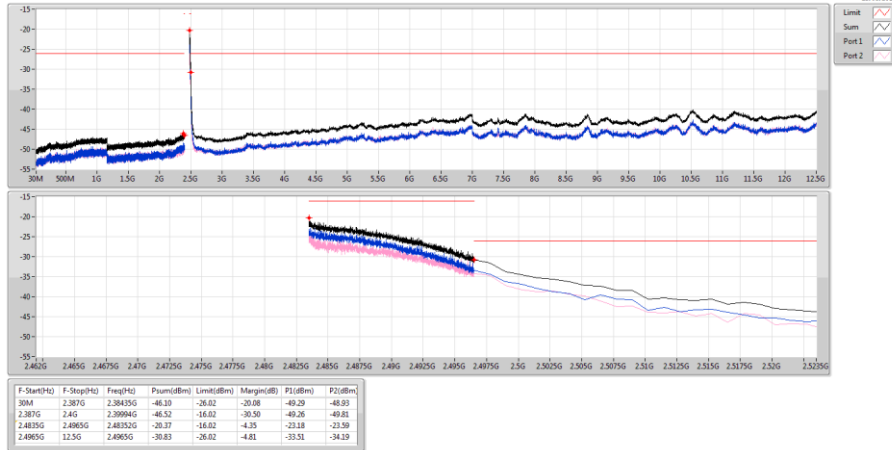
ax20_OFDMA_Nss1,(MCS0)_2TX
2472MHz_TnomVmin

CSE-TX



ax20_OFDMA_Nss1,(MCS0)_2TX
2472MHz_TnomVmax

CSE-TX



**partial RU configuration****Summary**

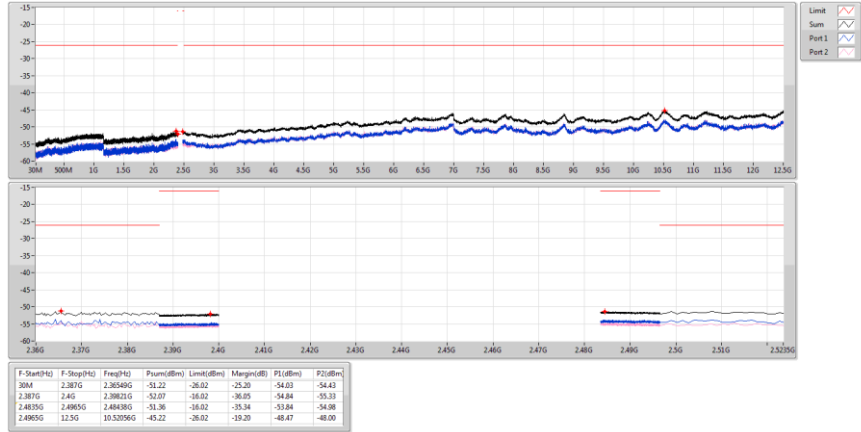
Mode	Result	F-Start (Hz)	F-Stop (Hz)	RBW (Hz)	Freq (Hz)	P1 (dBm/MHz)	P2 (dBm/MHz)	Psum (dBm/MHz)	Psum (uW/MHz)	Limit (dBm/MHz)	Limit (uW/MHz)
2.4-2.4835GHz	-	-	-	-	-	-	-	-	-	-	-
ax20_OFDMA_RU26_Index3_Nss1,(MCS0)_2TX	Pass	2.4965G	12.5G	1M	10.52056G	-48.47	-48.00	-45.22	0.03007	-26.02	2.5
ax20_OFDMA_RU106_Index53_Nss1,(MCS0)_2TX	Pass	2.387G	2.4G	1M	2.39999G	-27.68	-32.22	-26.37	2.30587	-16.02	25

Result

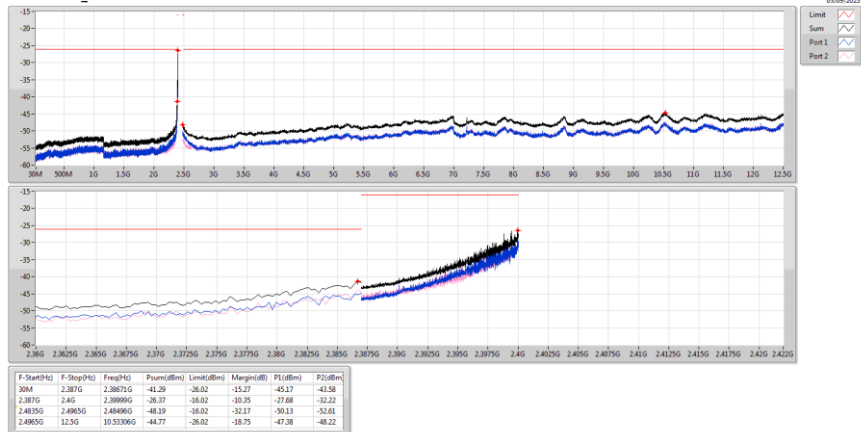
Mode	Result	F-Start (Hz)	F-Stop (Hz)	RBW (Hz)	Freq (Hz)	P1 (dBm/MHz)	P2 (dBm/MHz)	Psum (dBm/MHz)	Psum (uW/MHz)	Limit (dBm/MHz)	Limit (uW/MHz)
ax20_OFDMA_RU26_Index3_Nss1,(MCS0)_2TX	-	-	-	-	-	-	-	-	-	-	-
2442MHz_TnomVmax	Pass	30M	2.387G	1M	2.36549G	-54.03	-54.43	-51.22	0.00756	-26.02	2.5
2442MHz_TnomVmax	Pass	2.387G	2.4G	1M	2.39821G	-54.84	-55.33	-52.07	0.00621	-16.02	25
2442MHz_TnomVmax	Pass	2.4835G	2.4965G	1M	2.48438G	-53.84	-54.98	-51.36	0.00731	-16.02	25
2442MHz_TnomVmax	Pass	2.4965G	12.5G	1M	10.52056G	-48.47	-48.00	-45.22	0.03007	-26.02	2.5
ax20_OFDMA_RU106_Index53_Nss1,(MCS0)_2TX	-	-	-	-	-	-	-	-	-	-	-
2412MHz_TnomVmax	Pass	30M	2.387G	1M	2.38671G	-45.17	-43.58	-41.29	0.07426	-26.02	2.5
2412MHz_TnomVmax	Pass	2.387G	2.4G	1M	2.39999G	-27.68	-32.22	-26.37	2.30587	-16.02	25
2412MHz_TnomVmax	Pass	2.4835G	2.4965G	1M	2.48496G	-50.13	-52.61	-48.19	0.01519	-16.02	25
2412MHz_TnomVmax	Pass	2.4965G	12.5G	1M	10.53306G	-47.38	-48.22	-44.77	0.03335	-26.02	2.5
2472MHz_TnomVmax	Pass	30M	2.387G	1M	2.37993G	-52.17	-53.47	-49.76	0.01057	-26.02	2.5
2472MHz_TnomVmax	Pass	2.387G	2.4G	1M	2.39647G	-53.16	-54.03	-50.56	0.00878	-16.02	25
2472MHz_TnomVmax	Pass	2.4835G	2.4965G	1M	2.48351G	-32.80	-36.54	-31.27	0.74663	-16.02	25
2472MHz_TnomVmax	Pass	2.4965G	12.5G	1M	2.49775G	-46.48	-47.49	-43.95	0.04031	-26.02	2.5



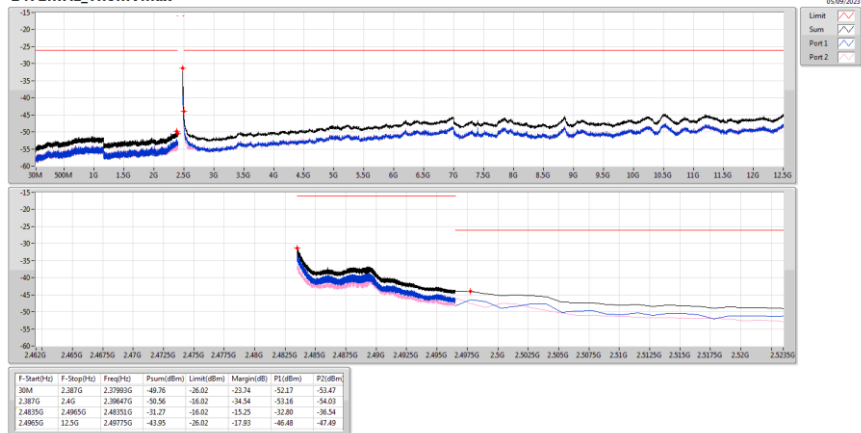
ax20_OFDMA_RU26_Index3_Nss1,(MCS0)_2TX
2442MHz_TnomVmax



ax20_OFDMA_RU106_Index53_Nss1,(MCS0)_2TX
2412MHz_TnomVmax



ax20_OFDMA_RU106_Index53_Nss1,(MCS0)_2TX
2472MHz_TnomVmax



**full RU configuration****Summary**

Mode	Result	MAC (ID Length)	ID Limit	Function
2.4-2.4835GHz	-	-	-	-
802.11b_Nss1_2TX	Pass	C0:EE:40:D8:56:EE	48 bits	Good
802.11g_Nss1_2TX	Pass	C0:EE:40:D8:56:EE	48 bits	Good
802.11n HT20_Nss1,(MCS0)_2TX	Pass	C0:EE:40:D8:56:EE	48 bits	Good
ax20_OFDMA_Nss1,(MCS0)_2TX	Pass	C0:EE:40:D8:56:EE	48 bits	Good

Result

Mode	Result	MAC (ID Length)	ID Limit	Function
802.11b_Nss1_2TX	-	-	-	-
2412MHz_TnomVnom	Pass	C0:EE:40:D8:56:EE	48 bits	Good
2412MHz_TnomVmin	Pass	C0:EE:40:D8:56:EE	48 bits	Good
2412MHz_TnomVmax	Pass	C0:EE:40:D8:56:EE	48 bits	Good
2442MHz_TnomVnom	Pass	C0:EE:40:D8:56:EE	48 bits	Good
2442MHz_TnomVmin	Pass	C0:EE:40:D8:56:EE	48 bits	Good
2442MHz_TnomVmax	Pass	C0:EE:40:D8:56:EE	48 bits	Good
2472MHz_TnomVnom	Pass	C0:EE:40:D8:56:EE	48 bits	Good
2472MHz_TnomVmin	Pass	C0:EE:40:D8:56:EE	48 bits	Good
2472MHz_TnomVmax	Pass	C0:EE:40:D8:56:EE	48 bits	Good
802.11g_Nss1_2TX	-	-	-	-
2412MHz_TnomVnom	Pass	C0:EE:40:D8:56:EE	48 bits	Good
2412MHz_TnomVmin	Pass	C0:EE:40:D8:56:EE	48 bits	Good
2412MHz_TnomVmax	Pass	C0:EE:40:D8:56:EE	48 bits	Good
2442MHz_TnomVnom	Pass	C0:EE:40:D8:56:EE	48 bits	Good
2442MHz_TnomVmin	Pass	C0:EE:40:D8:56:EE	48 bits	Good
2442MHz_TnomVmax	Pass	C0:EE:40:D8:56:EE	48 bits	Good
2472MHz_TnomVnom	Pass	C0:EE:40:D8:56:EE	48 bits	Good
2472MHz_TnomVmin	Pass	C0:EE:40:D8:56:EE	48 bits	Good
2472MHz_TnomVmax	Pass	C0:EE:40:D8:56:EE	48 bits	Good
802.11n HT20_Nss1,(MCS0)_2TX	-	-	-	-
2412MHz_TnomVnom	Pass	C0:EE:40:D8:56:EE	48 bits	Good
2412MHz_TnomVmin	Pass	C0:EE:40:D8:56:EE	48 bits	Good
2412MHz_TnomVmax	Pass	C0:EE:40:D8:56:EE	48 bits	Good
2442MHz_TnomVnom	Pass	C0:EE:40:D8:56:EE	48 bits	Good



Mode	Result	MAC (ID Length)	ID Limit	Function
2442MHz_TnomVmin	Pass	C0:EE:40:D8:56:EE	48 bits	Good
2442MHz_TnomVmax	Pass	C0:EE:40:D8:56:EE	48 bits	Good
2472MHz_TnomVnom	Pass	C0:EE:40:D8:56:EE	48 bits	Good
2472MHz_TnomVmin	Pass	C0:EE:40:D8:56:EE	48 bits	Good
2472MHz_TnomVmax	Pass	C0:EE:40:D8:56:EE	48 bits	Good
ax20_OFDMA_Nss1,(MCS0)_2TX	-	-	-	-
2412MHz_TnomVnom	Pass	C0:EE:40:D8:56:EE	48 bits	Good
2412MHz_TnomVmin	Pass	C0:EE:40:D8:56:EE	48 bits	Good
2412MHz_TnomVmax	Pass	C0:EE:40:D8:56:EE	48 bits	Good
2442MHz_TnomVnom	Pass	C0:EE:40:D8:56:EE	48 bits	Good
2442MHz_TnomVmin	Pass	C0:EE:40:D8:56:EE	48 bits	Good
2442MHz_TnomVmax	Pass	C0:EE:40:D8:56:EE	48 bits	Good
2472MHz_TnomVnom	Pass	C0:EE:40:D8:56:EE	48 bits	Good
2472MHz_TnomVmin	Pass	C0:EE:40:D8:56:EE	48 bits	Good
2472MHz_TnomVmax	Pass	C0:EE:40:D8:56:EE	48 bits	Good



Receiver Spurious Emissions

Appendix G

Summary

Mode	Result	F-Start (Hz)	F-Stop (Hz)	RBW (Hz)	Freq (Hz)	P1 (dBm)	P2 (dBm)	Psum (dBm)	Psum (nW)	Limit (dBm)	Limit (nW)
2.4-2.4835GHz	-	-	-	-	-	-	-	-	-	-	-
802.11b_Nss1_2TX	Pass	1G	12.5G	1M	10.52919G	-78.08	-77.99	-75.02	0.03145	-46.99	20
802.11g_Nss1_2TX	Pass	1G	12.5G	1M	10.50331G	-78.32	-78.25	-75.27	0.02969	-46.99	20
802.11n HT20_Nss1,(MCS0)_2TX	Pass	1G	12.5G	1M	10.53063G	-77.55	-78.85	-75.14	0.03061	-46.99	20
ax20_OFDMA_Nss1,(MCS0)_2TX	Pass	1G	12.5G	1M	10.52344G	-78.46	-78.09	-75.26	0.02978	-46.99	20

Result

Mode	Result	F-Start (Hz)	F-Stop (Hz)	RBW (Hz)	Freq (Hz)	P1 (dBm)	P2 (dBm)	Psum (dBm)	Psum (nW)	Limit (dBm)	Limit (nW)
802.11b_Nss1_2TX	-	-	-	-	-	-	-	-	-	-	-
2412MHz_TnomVnom	Pass	30M	1G	100k	940.71M	-93.28	-92.67	-89.95	0.00101	-53.98	4
2412MHz_TnomVnom	Pass	1G	12.5G	1M	10.49325G	-78.47	-78.49	-75.47	0.02838	-46.99	20
2412MHz_TnomVmin	Pass	30M	1G	100k	882.87M	-93.08	-94.39	-90.68	0.00086	-53.98	4
2412MHz_TnomVmin	Pass	1G	12.5G	1M	10.52488G	-78.18	-78.72	-75.43	0.02863	-46.99	20
2412MHz_TnomVmax	Pass	30M	1G	100k	958.9M	-93.19	-94.41	-90.75	0.00084	-53.98	4
2412MHz_TnomVmax	Pass	1G	12.5G	1M	10.50763G	-78.24	-78.22	-75.22	0.03006	-46.99	20
2442MHz_TnomVnom	Pass	30M	1G	100k	829.28M	-93.80	-93.34	-90.55	0.00088	-53.98	4
2442MHz_TnomVnom	Pass	1G	12.5G	1M	10.50188G	-78.59	-77.97	-75.26	0.02979	-46.99	20
2442MHz_TnomVmin	Pass	30M	1G	100k	948.83M	-92.12	-93.66	-89.81	0.00104	-53.98	4
2442MHz_TnomVmin	Pass	1G	12.5G	1M	10.53063G	-78.55	-78.17	-75.35	0.0292	-46.99	20
2442MHz_TnomVmax	Pass	30M	1G	100k	968.23M	-93.57	-92.75	-90.13	0.00097	-53.98	4
2442MHz_TnomVmax	Pass	1G	12.5G	1M	10.522G	-78.53	-78.41	-75.46	0.02845	-46.99	20
2472MHz_TnomVnom	Pass	30M	1G	100k	791.33M	-94.25	-93.28	-90.73	0.00085	-53.98	4
2472MHz_TnomVnom	Pass	1G	12.5G	1M	10.52344G	-77.96	-78.63	-75.27	0.0297	-46.99	20
2472MHz_TnomVmin	Pass	30M	1G	100k	882.15M	-95.23	-92.34	-90.54	0.00088	-53.98	4
2472MHz_TnomVmin	Pass	1G	12.5G	1M	10.50475G	-78.24	-78.17	-75.19	0.03024	-46.99	20
2472MHz_TnomVmax	Pass	30M	1G	100k	934.53M	-93.10	-94.02	-90.53	0.00089	-53.98	4
2472MHz_TnomVmax	Pass	1G	12.5G	1M	10.52919G	-78.08	-77.99	-75.02	0.03145	-46.99	20
802.11g_Nss1_2TX	-	-	-	-	-	-	-	-	-	-	-
2412MHz_TnomVnom	Pass	30M	1G	100k	834.62M	-94.04	-92.49	-90.19	0.00096	-53.98	4
2412MHz_TnomVnom	Pass	1G	12.5G	1M	10.52056G	-78.43	-78.16	-75.28	0.02963	-46.99	20
2412MHz_TnomVmin	Pass	30M	1G	100k	731.92M	-94.18	-93.13	-90.61	0.00087	-53.98	4
2412MHz_TnomVmin	Pass	1G	12.5G	1M	10.49756G	-78.43	-78.36	-75.38	0.02894	-46.99	20
2412MHz_TnomVmax	Pass	30M	1G	100k	773.51M	-96.22	-92.27	-90.80	0.00083	-53.98	4
2412MHz_TnomVmax	Pass	1G	12.5G	1M	10.49325G	-78.04	-78.76	-75.37	0.02901	-46.99	20
2442MHz_TnomVnom	Pass	30M	1G	100k	955.99M	-93.75	-93.74	-90.73	0.00084	-53.98	4
2442MHz_TnomVnom	Pass	1G	12.5G	1M	10.49325G	-78.16	-78.48	-75.31	0.02947	-46.99	20
2442MHz_TnomVmin	Pass	30M	1G	100k	946.41M	-93.17	-93.41	-90.28	0.00094	-53.98	4
2442MHz_TnomVmin	Pass	1G	12.5G	1M	10.52631G	-78.15	-78.48	-75.30	0.0295	-46.99	20
2442MHz_TnomVmax	Pass	30M	1G	100k	943.38M	-93.62	-93.96	-90.78	0.00084	-53.98	4



Receiver Spurious Emissions

Appendix G

Mode	Result	F-Start (Hz)	F-Stop (Hz)	RBW (Hz)	Freq (Hz)	P1 (dBm)	P2 (dBm)	Psum (dBm)	Psum (nW)	Limit (dBm)	Limit (nW)
2442MHz_TnomVmax	Pass	1G	12.5G	1M	10.51338G	-78.28	-78.46	-75.36	0.02912	-46.99	20
2472MHz_TnomVnom	Pass	30M	1G	100k	649.71M	-92.89	-95.13	-90.86	0.00082	-53.98	4
2472MHz_TnomVnom	Pass	1G	12.5G	1M	10.50763G	-78.27	-78.46	-75.35	0.02915	-46.99	20
2472MHz_TnomVmin	Pass	30M	1G	100k	922.52M	-93.44	-93.60	-90.51	0.00089	-53.98	4
2472MHz_TnomVmin	Pass	1G	12.5G	1M	10.50331G	-78.32	-78.25	-75.27	0.02969	-46.99	20
2472MHz_TnomVmax	Pass	30M	1G	100k	817.88M	-91.53	-95.56	-90.08	0.00098	-53.98	4
2472MHz_TnomVmax	Pass	1G	12.5G	1M	10.49038G	-78.23	-78.35	-75.28	0.02965	-46.99	20
802.11n HT20_Nss1,(MCS0)_2TX	-	-	-	-	-	-	-	-	-	-	-
2412MHz_TnomVnom	Pass	30M	1G	100k	646.68M	-92.41	-95.94	-90.82	0.00083	-53.98	4
2412MHz_TnomVnom	Pass	1G	12.5G	1M	10.52775G	-77.91	-78.70	-75.28	0.02967	-46.99	20
2412MHz_TnomVmin	Pass	30M	1G	100k	909.31M	-92.05	-94.84	-90.21	0.00095	-53.98	4
2412MHz_TnomVmin	Pass	1G	12.5G	1M	10.499G	-78.48	-78.35	-75.40	0.02881	-46.99	20
2412MHz_TnomVmax	Pass	30M	1G	100k	765.02M	-93.78	-93.32	-90.53	0.00088	-53.98	4
2412MHz_TnomVmax	Pass	1G	12.5G	1M	10.53063G	-77.55	-78.85	-75.14	0.03061	-46.99	20
2442MHz_TnomVnom	Pass	30M	1G	100k	939.01M	-93.49	-93.30	-90.38	0.00092	-53.98	4
2442MHz_TnomVnom	Pass	1G	12.5G	1M	10.5105G	-78.32	-78.42	-75.36	0.02911	-46.99	20
2442MHz_TnomVmin	Pass	30M	1G	100k	919.49M	-94.50	-93.09	-90.73	0.00085	-53.98	4
2442MHz_TnomVmin	Pass	1G	12.5G	1M	10.52775G	-78.14	-78.33	-75.22	0.03004	-46.99	20
2442MHz_TnomVmax	Pass	30M	1G	100k	867.96M	-91.84	-97.01	-90.69	0.00085	-53.98	4
2442MHz_TnomVmax	Pass	1G	12.5G	1M	10.51769G	-78.28	-78.27	-75.26	0.02975	-46.99	20
2472MHz_TnomVnom	Pass	30M	1G	100k	847.1M	-95.10	-92.81	-90.80	0.00083	-53.98	4
2472MHz_TnomVnom	Pass	1G	12.5G	1M	10.54788G	-78.27	-78.64	-75.44	0.02857	-46.99	20
2472MHz_TnomVmin	Pass	30M	1G	100k	780.54M	-95.49	-92.65	-90.83	0.00083	-53.98	4
2472MHz_TnomVmin	Pass	1G	12.5G	1M	10.50619G	-78.45	-78.27	-75.35	0.02918	-46.99	20
2472MHz_TnomVmax	Pass	30M	1G	100k	925.31M	-94.66	-92.92	-90.69	0.00085	-53.98	4
2472MHz_TnomVmax	Pass	1G	12.5G	1M	10.52344G	-78.29	-78.38	-75.32	0.02935	-46.99	20
ax20_OFDMA_Nss1,(MCS0)_2TX	-	-	-	-	-	-	-	-	-	-	-
2412MHz_TnomVnom	Pass	30M	1G	100k	870.14M	-94.16	-93.23	-90.66	0.00086	-53.98	4
2412MHz_TnomVnom	Pass	1G	12.5G	1M	10.52344G	-78.46	-78.09	-75.26	0.02978	-46.99	20
2412MHz_TnomVmin	Pass	30M	1G	100k	771.81M	-93.09	-93.38	-90.22	0.00095	-53.98	4
2412MHz_TnomVmin	Pass	1G	12.5G	1M	10.50188G	-78.18	-78.75	-75.45	0.02854	-46.99	20
2412MHz_TnomVmax	Pass	30M	1G	100k	968.48M	-92.48	-95.13	-90.60	0.00087	-53.98	4
2412MHz_TnomVmax	Pass	1G	12.5G	1M	10.48606G	-78.37	-78.38	-75.36	0.02908	-46.99	20
2442MHz_TnomVnom	Pass	30M	1G	100k	896.82M	-93.15	-94.37	-90.71	0.00085	-53.98	4
2442MHz_TnomVnom	Pass	1G	12.5G	1M	10.49756G	-78.29	-78.50	-75.38	0.02895	-46.99	20
2442MHz_TnomVmin	Pass	30M	1G	100k	966.41M	-93.57	-93.97	-90.76	0.00084	-53.98	4
2442MHz_TnomVmin	Pass	1G	12.5G	1M	10.52488G	-78.79	-78.22	-75.49	0.02828	-46.99	20
2442MHz_TnomVmax	Pass	30M	1G	100k	998.42M	-94.57	-92.39	-90.33	0.00093	-53.98	4
2442MHz_TnomVmax	Pass	1G	12.5G	1M	10.51481G	-78.24	-78.62	-75.42	0.02874	-46.99	20
2472MHz_TnomVnom	Pass	30M	1G	100k	922.16M	-93.05	-93.37	-90.20	0.00096	-53.98	4



Receiver Spurious Emissions

Appendix G

Mode	Result	F-Start (Hz)	F-Stop (Hz)	RBW (Hz)	Freq (Hz)	P1 (dBm)	P2 (dBm)	Psum (dBm)	Psum (nW)	Limit (dBm)	Limit (nW)
2472MHz_TnomVnom	Pass	1G	12.5G	1M	10.54213G	-78.45	-78.61	-75.52	0.02806	-46.99	20
2472MHz_TnomVmin	Pass	30M	1G	100k	863.96M	-93.01	-93.78	-90.37	0.00092	-53.98	4
2472MHz_TnomVmin	Pass	1G	12.5G	1M	10.51769G	-78.11	-78.77	-75.42	0.02873	-46.99	20
2472MHz_TnomVmax	Pass	30M	1G	100k	933.19M	-95.59	-92.03	-90.44	0.0009	-53.98	4
2472MHz_TnomVmax	Pass	1G	12.5G	1M	10.50475G	-78.50	-78.13	-75.30	0.02951	-46.99	20

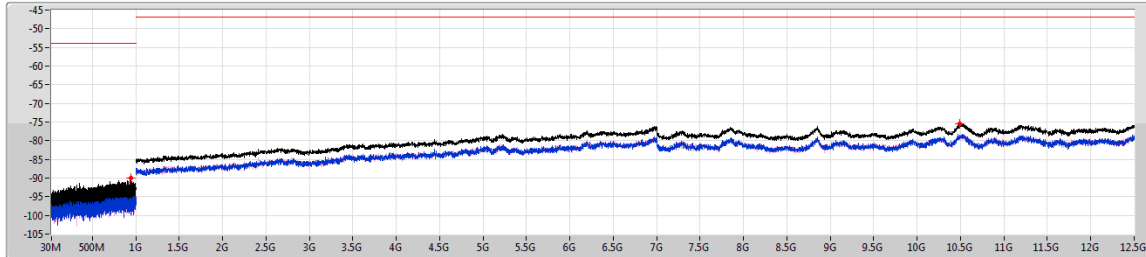


802.11b_Nss1_2TX

CSE-RX

2412MHz_TnomVnom

05/08/2023



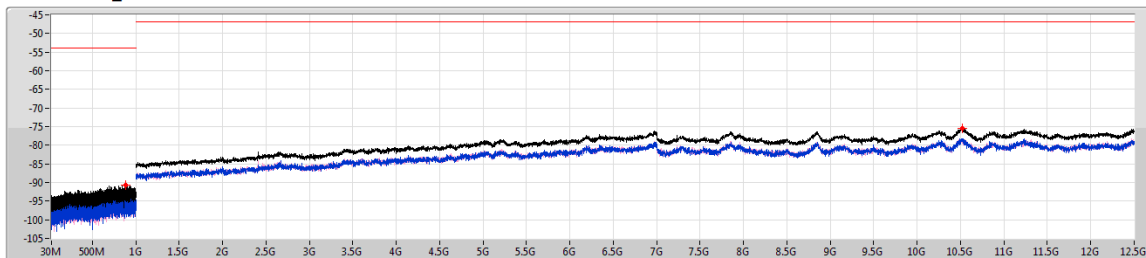
F-Start(Hz)	F-Stop(Hz)	Freq(Hz)	Psum(dBm)	Limit(dBm)	Margin(dB)	P1(dBm)	P2(dBm)
30M	1G	940.71M	-89.95	-53.98	-35.97	-93.28	-92.67
1G	12.5G	10.49325G	-75.47	-46.99	-28.48	-78.47	-78.49

802.11b_Nss1_2TX

CSE-RX

2412MHz_TnomVmin

05/08/2023



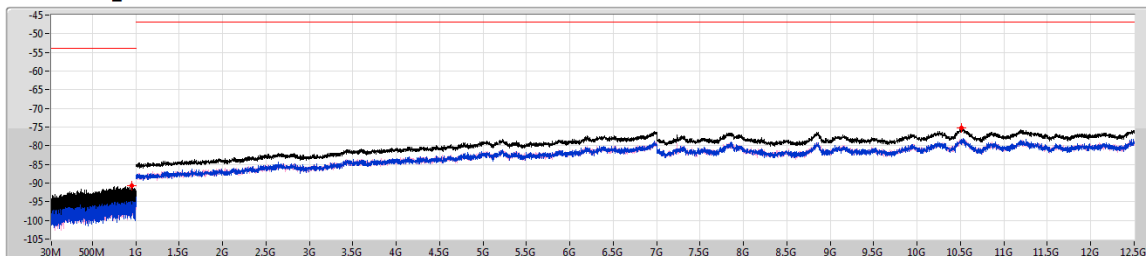
F-Start(Hz)	F-Stop(Hz)	Freq(Hz)	Psum(dBm)	Limit(dBm)	Margin(dB)	P1(dBm)	P2(dBm)
30M	1G	882.87M	-90.68	-53.98	-36.70	-93.08	-94.39
1G	12.5G	10.52488G	-75.43	-46.99	-28.44	-78.18	-78.72

802.11b_Nss1_2TX

CSE-RX

2412MHz_TnomVmax

05/08/2023



F-Start(Hz)	F-Stop(Hz)	Freq(Hz)	Psum(dBm)	Limit(dBm)	Margin(dB)	P1(dBm)	P2(dBm)
30M	1G	958.9M	-90.75	-53.98	-36.77	-93.19	-94.41
1G	12.5G	10.50763G	-75.22	-46.99	-28.23	-78.24	-78.22

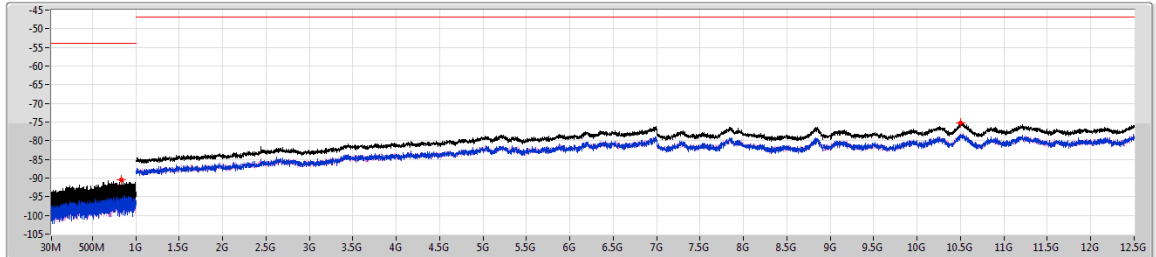


802.11b_Nss1_2TX

CSE-RX

2442MHz_TnomVnom

05/08/2023



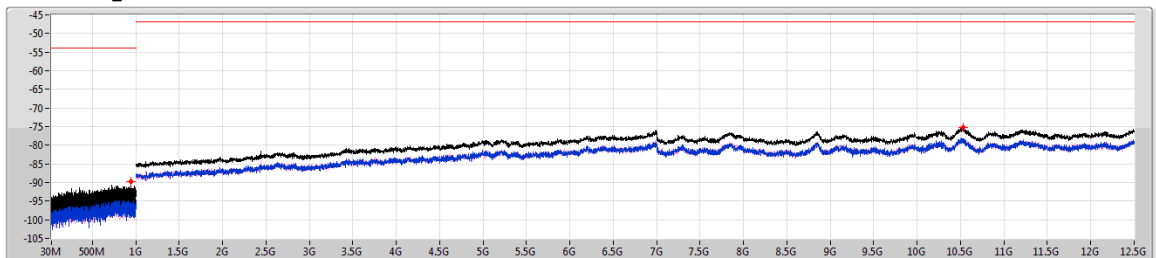
F-Start(Hz)	F-Stop(Hz)	Freq(Hz)	Psum(dBm)	Limit(dBm)	Margin(dB)	P1(dBm)	P2(dBm)
30M	1G	829.28M	-90.55	-53.98	-36.57	-93.80	-93.34
1G	12.5G	10.50188G	-75.26	-46.99	-28.27	-78.59	-77.97

802.11b_Nss1_2TX

CSE-RX

2442MHz_TnomVmin

05/08/2023



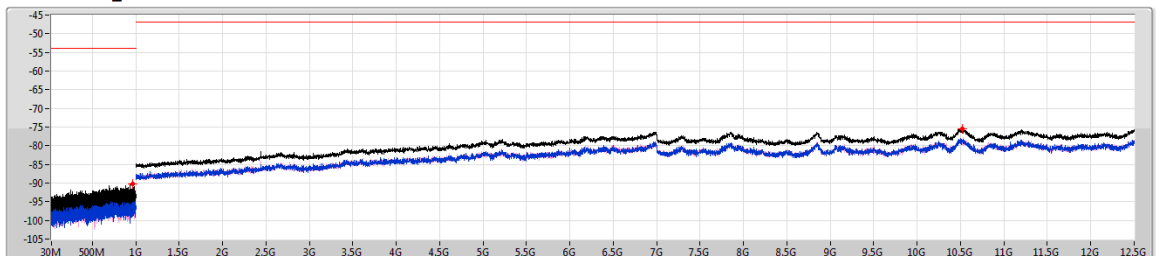
F-Start(Hz)	F-Stop(Hz)	Freq(Hz)	Psum(dBm)	Limit(dBm)	Margin(dB)	P1(dBm)	P2(dBm)
30M	1G	948.83M	-89.81	-53.98	-35.83	-92.12	-93.66
1G	12.5G	10.53063G	-75.35	-46.99	-28.36	-78.55	-78.17

802.11b_Nss1_2TX

CSE-RX

2442MHz_TnomVmax

05/08/2023



F-Start(Hz)	F-Stop(Hz)	Freq(Hz)	Psum(dBm)	Limit(dBm)	Margin(dB)	P1(dBm)	P2(dBm)
30M	1G	968.23M	-90.13	-53.98	-36.15	-93.57	-92.75
1G	12.5G	10.522G	-75.46	-46.99	-28.47	-78.53	-78.41

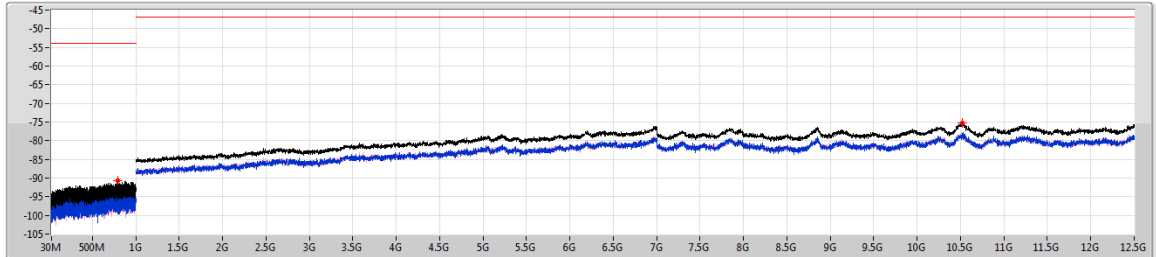


802.11b_Nss1_2TX

CSE-RX

2472MHz_TnomVnom

05/08/2023



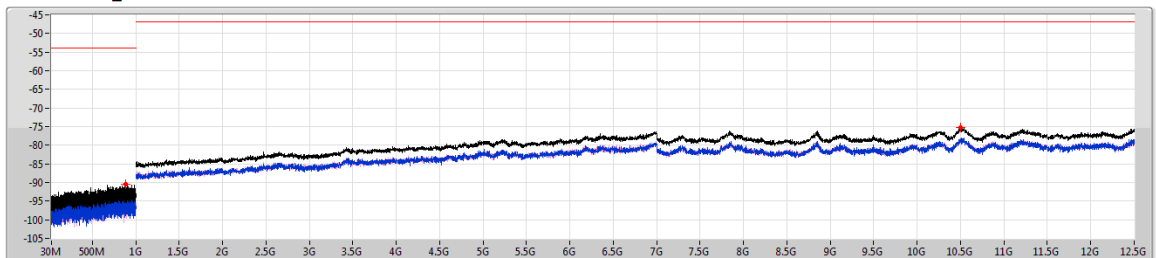
F-Start(Hz)	F-Stop(Hz)	Freq(Hz)	Psum(dBm)	Limit(dBm)	Margin(dB)	P1(dBm)	P2(dBm)
30M	1G	791.33M	-90.73	-53.98	-36.75	-94.25	-93.28
1G	12.5G	10.52344G	-75.27	-46.99	-28.28	-77.96	-78.63

802.11b_Nss1_2TX

CSE-RX

2472MHz_TnomVmin

05/08/2023



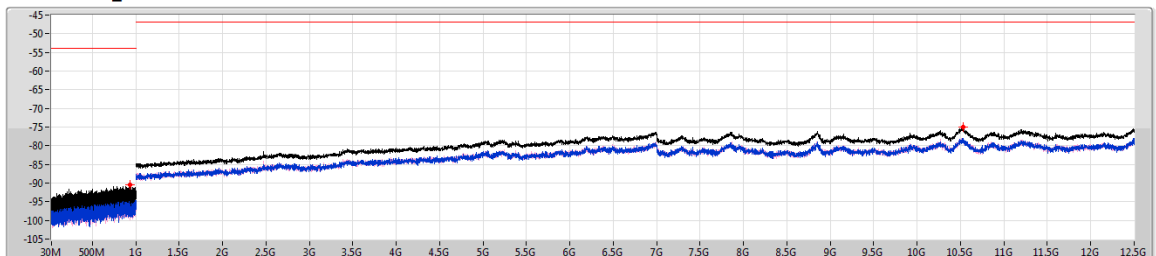
F-Start(Hz)	F-Stop(Hz)	Freq(Hz)	Psum(dBm)	Limit(dBm)	Margin(dB)	P1(dBm)	P2(dBm)
30M	1G	882.15M	-90.54	-53.98	-36.56	-95.23	-92.34
1G	12.5G	10.50475G	-75.19	-46.99	-28.20	-78.24	-78.17

802.11b_Nss1_2TX

CSE-RX

2472MHz_TnomVmax

05/08/2023



F-Start(Hz)	F-Stop(Hz)	Freq(Hz)	Psum(dBm)	Limit(dBm)	Margin(dB)	P1(dBm)	P2(dBm)
30M	1G	934.53M	-90.53	-53.98	-36.55	-93.10	-94.02
1G	12.5G	10.52919G	-75.02	-46.99	-28.03	-78.08	-77.99

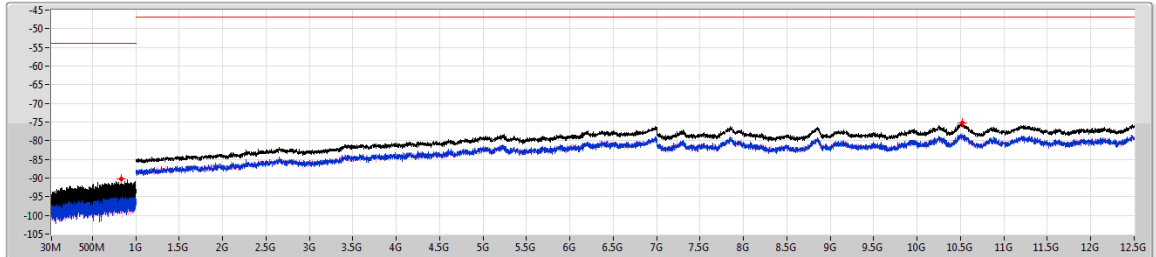


802.11g_Nss1_2TX

CSE-RX

2412MHz_TnomVnom

05/08/2023



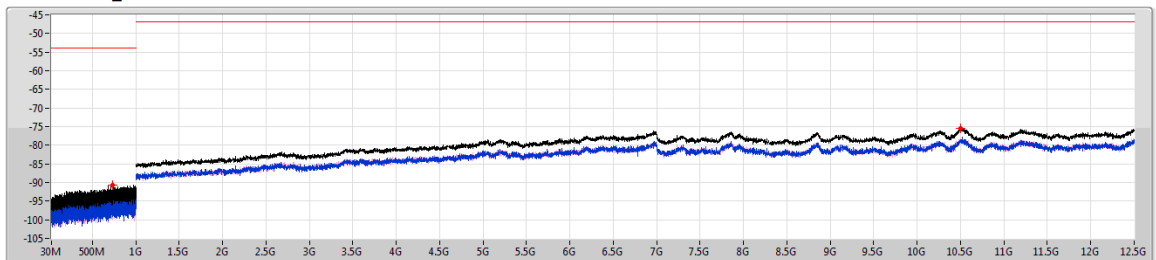
F-Start(Hz)	F-Stop(Hz)	Freq(Hz)	Psum(dBm)	Limit(dBm)	Margin(dB)	P1(dBm)	P2(dBm)
30M	1G	834.62M	-90.19	-53.98	-36.21	-94.04	-92.49
1G	12.5G	10.52056G	-75.28	-46.99	-28.29	-78.43	-78.16

802.11g_Nss1_2TX

CSE-RX

2412MHz_TnomVmin

05/08/2023



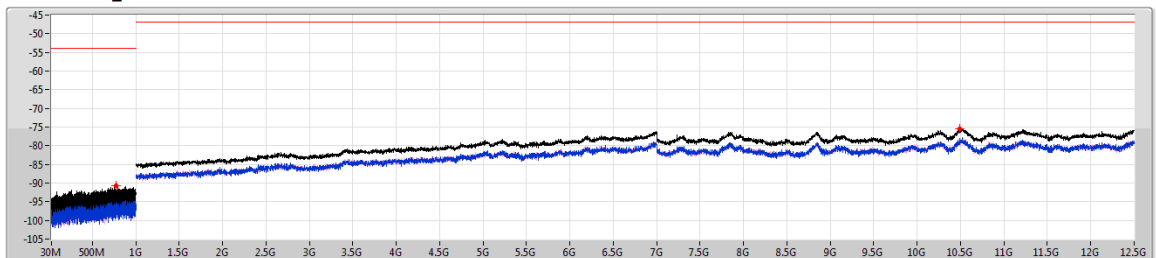
F-Start(Hz)	F-Stop(Hz)	Freq(Hz)	Psum(dBm)	Limit(dBm)	Margin(dB)	P1(dBm)	P2(dBm)
30M	1G	731.92M	-90.61	-53.98	-36.63	-94.18	-93.13
1G	12.5G	10.49756G	-75.38	-46.99	-28.39	-78.43	-78.36

802.11g_Nss1_2TX

CSE-RX

2412MHz_TnomVmax

05/08/2023



F-Start(Hz)	F-Stop(Hz)	Freq(Hz)	Psum(dBm)	Limit(dBm)	Margin(dB)	P1(dBm)	P2(dBm)
30M	1G	773.51M	-90.80	-53.98	-36.82	-96.22	-92.27
1G	12.5G	10.49325G	-75.37	-46.99	-28.38	-78.04	-78.76

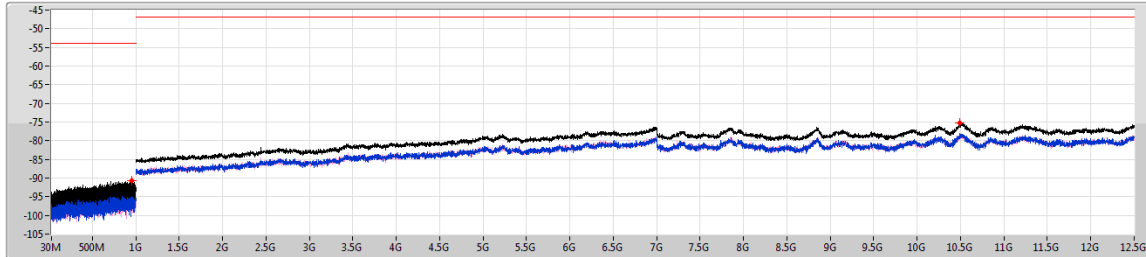


802.11g_Nss1_2TX

2442MHz_TnomVnom

CSE-RX

05/08/2023



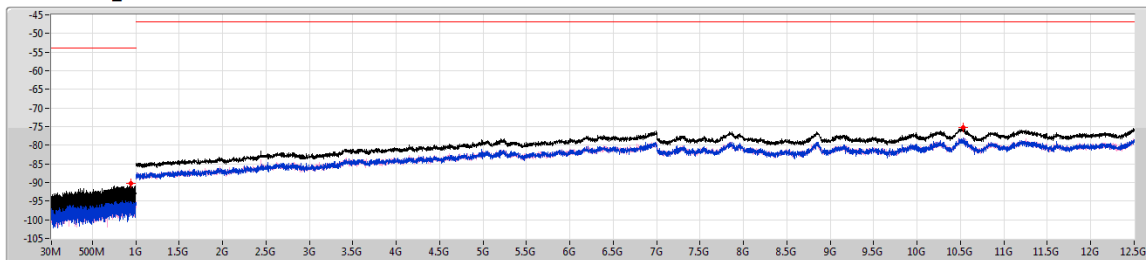
F-Start(Hz)	F-Stop(Hz)	Freq(Hz)	Psum(dBm)	Limit(dBm)	Margin(dB)	P1(dBm)	P2(dBm)
30M	1G	955.99M	-90.73	-53.98	-36.75	-93.75	-93.74
1G	12.5G	10.49325G	-75.31	-46.99	-28.32	-78.16	-78.48

802.11g_Nss1_2TX

2442MHz_TnomVmin

CSE-RX

05/08/2023



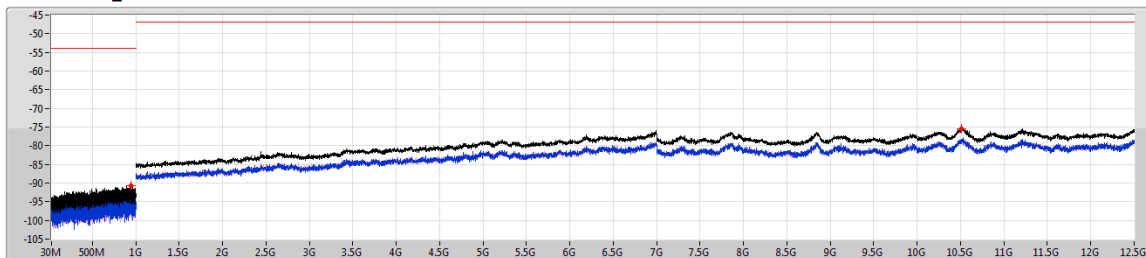
F-Start(Hz)	F-Stop(Hz)	Freq(Hz)	Psum(dBm)	Limit(dBm)	Margin(dB)	P1(dBm)	P2(dBm)
30M	1G	946.41M	-90.28	-53.98	-36.30	-93.17	-93.41
1G	12.5G	10.52631G	-75.30	-46.99	-28.31	-78.15	-78.48

802.11g_Nss1_2TX

2442MHz_TnomVmax

CSE-RX

05/08/2023



F-Start(Hz)	F-Stop(Hz)	Freq(Hz)	Psum(dBm)	Limit(dBm)	Margin(dB)	P1(dBm)	P2(dBm)
30M	1G	943.38M	-90.78	-53.98	-36.80	-93.62	-93.96
1G	12.5G	10.51338G	-75.36	-46.99	-28.37	-78.28	-78.46

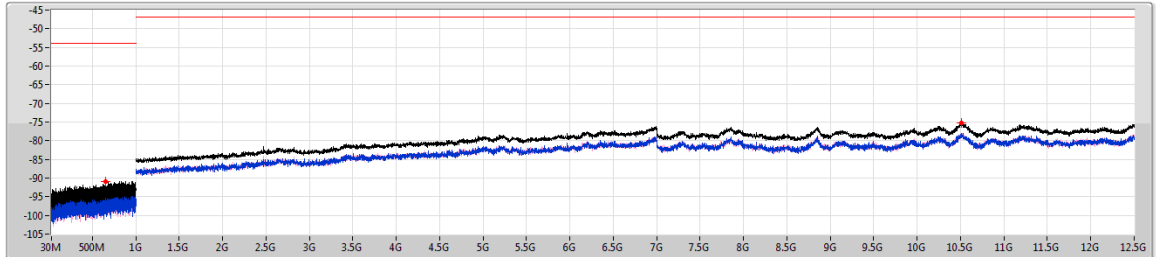


802.11g_Nss1_2TX

CSE-RX

2472MHz_TnomVnom

05/08/2023



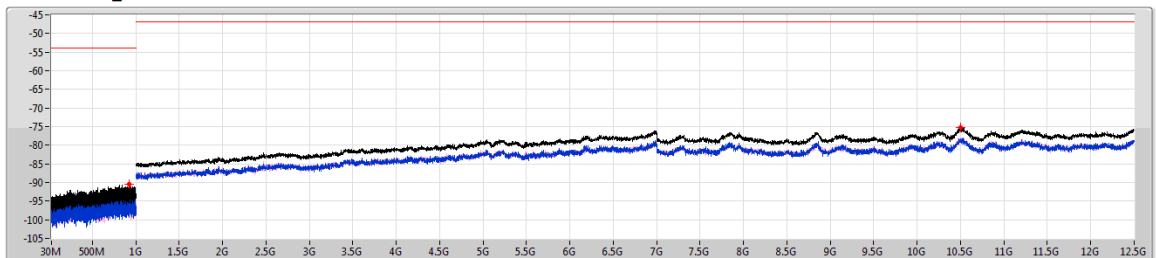
F-Start(Hz)	F-Stop(Hz)	Freq(Hz)	Psum(dBm)	Limit(dBm)	Margin(dB)	P1(dBm)	P2(dBm)
30M	1G	649.71M	-90.86	-53.98	-36.88	-92.89	-95.13
1G	12.5G	10.50763G	-75.35	-46.99	-28.36	-78.27	-78.46

802.11g_Nss1_2TX

CSE-RX

2472MHz_TnomVmin

05/08/2023



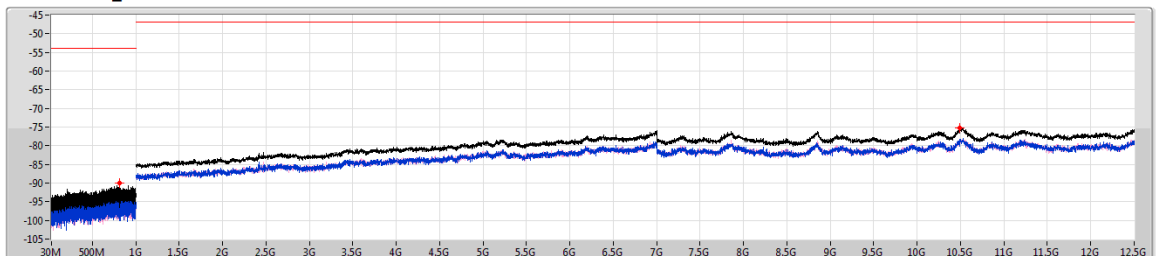
F-Start(Hz)	F-Stop(Hz)	Freq(Hz)	Psum(dBm)	Limit(dBm)	Margin(dB)	P1(dBm)	P2(dBm)
30M	1G	922.52M	-90.51	-53.98	-36.53	-93.44	-93.60
1G	12.5G	10.50331G	-75.27	-46.99	-28.28	-78.32	-78.25

802.11g_Nss1_2TX

CSE-RX

2472MHz_TnomVmax

05/08/2023



F-Start(Hz)	F-Stop(Hz)	Freq(Hz)	Psum(dBm)	Limit(dBm)	Margin(dB)	P1(dBm)	P2(dBm)
30M	1G	817.88M	-90.08	-53.98	-36.10	-91.53	-95.56
1G	12.5G	10.49038G	-75.28	-46.99	-28.29	-78.23	-78.35

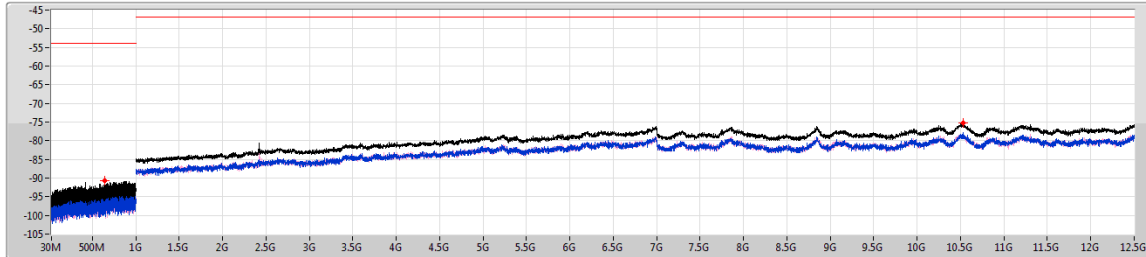


802.11n HT20_Nss1,(MCS0)_2TX

CSE-RX

2412MHz_TnomVnom

05/08/2023



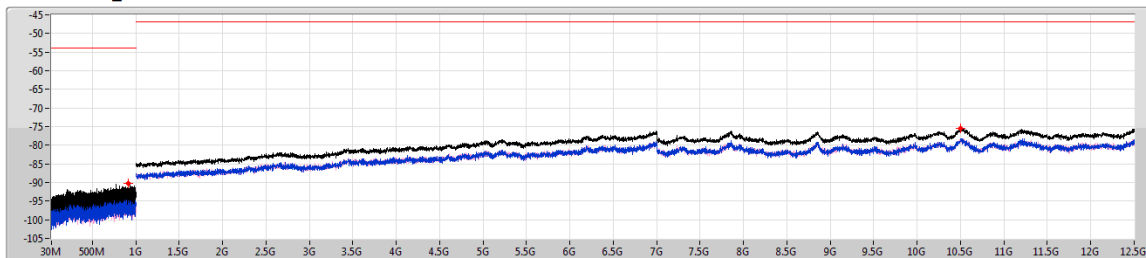
F-Start(Hz)	F-Stop(Hz)	Freq(Hz)	Psum(dBm)	Limit(dBm)	Margin(dB)	P1(dBm)	P2(dBm)
30M	1G	646.68M	-90.82	-53.98	-36.84	-92.41	-95.94
1G	12.5G	10.52775G	-75.28	-46.99	-28.29	-77.91	-78.70

802.11n HT20_Nss1,(MCS0)_2TX

CSE-RX

2412MHz_TnomVmin

05/08/2023



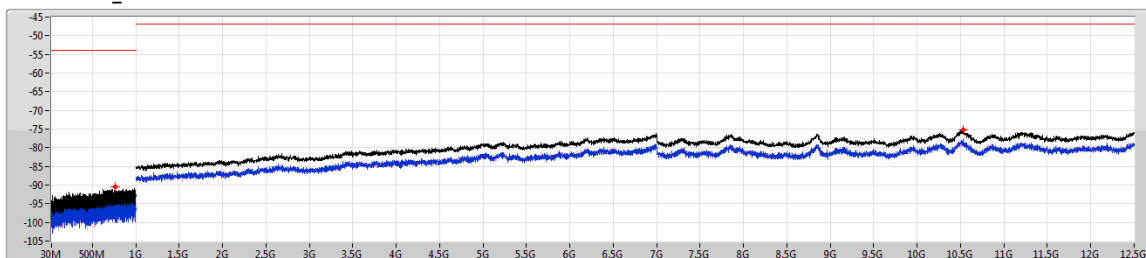
F-Start(Hz)	F-Stop(Hz)	Freq(Hz)	Psum(dBm)	Limit(dBm)	Margin(dB)	P1(dBm)	P2(dBm)
30M	1G	909.31M	-90.21	-53.98	-36.23	-92.05	-94.84
1G	12.5G	10.499G	-75.40	-46.99	-28.41	-78.48	-78.35

802.11n HT20_Nss1,(MCS0)_2TX

CSE-RX

2412MHz_TnomVmax

05/08/2023



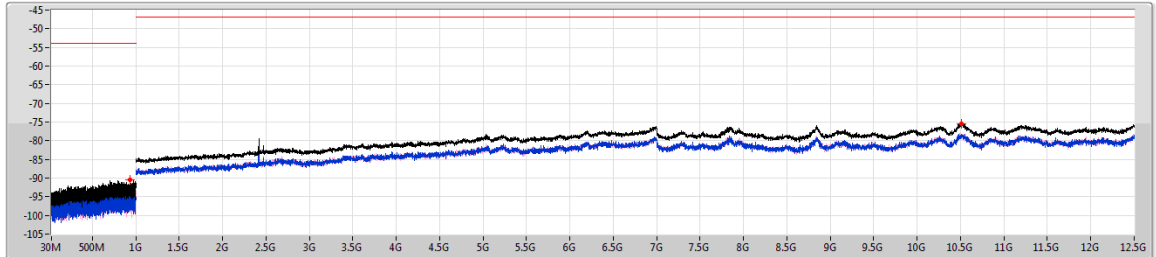
F-Start(Hz)	F-Stop(Hz)	Freq(Hz)	Psum(dBm)	Limit(dBm)	Margin(dB)	P1(dBm)	P2(dBm)
30M	1G	765.02M	-90.53	-53.98	-36.55	-93.78	-93.32
1G	12.5G	10.53063G	-75.14	-46.99	-28.15	-77.55	-78.85



802.11n HT20_Nss1,(MCS0)_2TX
2442MHz_TnomVnom

CSE-RX

05/08/2023

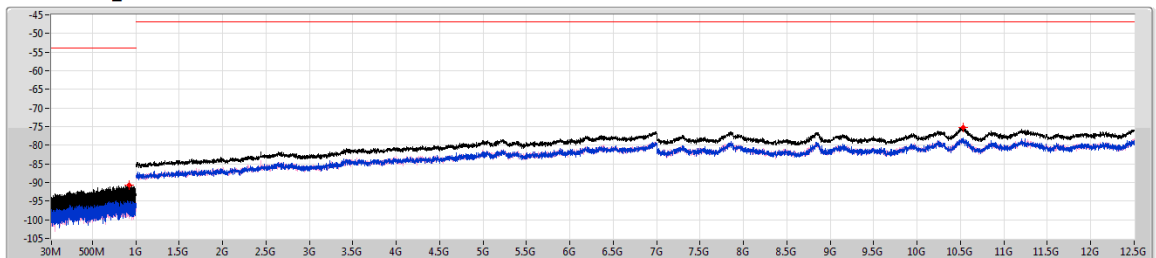


F-Start(Hz)	F-Stop(Hz)	Freq(Hz)	Psum(dBm)	Limit(dBm)	Margin(dB)	P1(dBm)	P2(dBm)
30M	1G	939.01M	-90.38	-53.98	-36.40	-93.49	-93.30
1G	12.5G	10.5105G	-75.36	-46.99	-28.37	-78.32	-78.42

802.11n HT20_Nss1,(MCS0)_2TX
2442MHz_TnomVmin

CSE-RX

05/08/2023

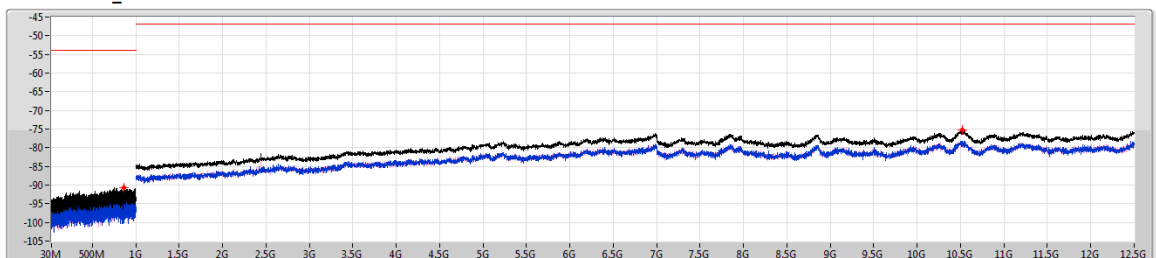


F-Start(Hz)	F-Stop(Hz)	Freq(Hz)	Psum(dBm)	Limit(dBm)	Margin(dB)	P1(dBm)	P2(dBm)
30M	1G	919.49M	-90.73	-53.98	-36.75	-94.50	-93.09
1G	12.5G	10.52775G	-75.22	-46.99	-28.23	-78.14	-78.33

802.11n HT20_Nss1,(MCS0)_2TX
2442MHz_TnomVmax

CSE-RX

05/08/2023



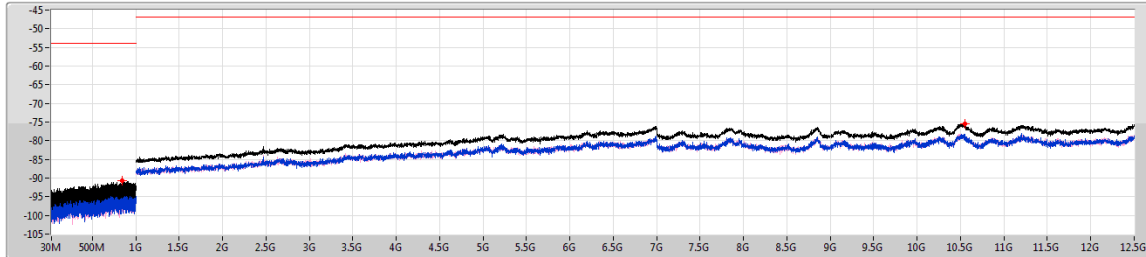
F-Start(Hz)	F-Stop(Hz)	Freq(Hz)	Psum(dBm)	Limit(dBm)	Margin(dB)	P1(dBm)	P2(dBm)
30M	1G	867.96M	-90.69	-53.98	-36.71	-91.84	-97.01
1G	12.5G	10.51769G	-75.26	-46.99	-28.27	-78.28	-78.27



802.11n HT20_Nss1,(MCS0)_2TX 2472MHz_TnomVnom

CSE-RX

05/08/2023

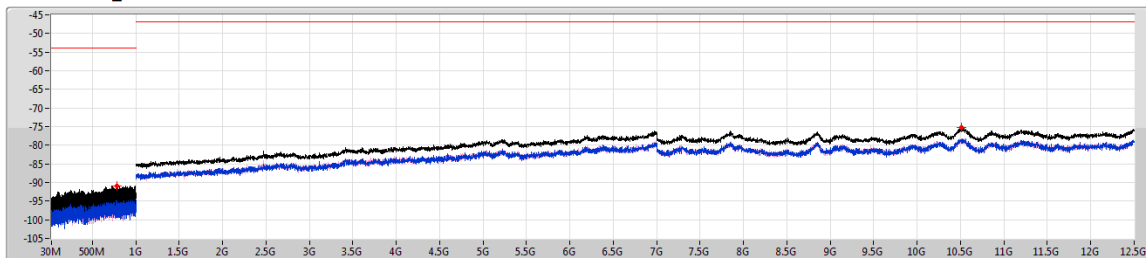


F-Start(Hz)	F-Stop(Hz)	Freq(Hz)	Psum(dBm)	Limit(dBm)	Margin(dB)	P1(dBm)	P2(dBm)
30M	1G	847.11M	-90.80	-53.98	-36.82	-95.10	-92.81
1G	12.5G	10.54788G	-75.44	-46.99	-28.45	-78.27	-78.64

802.11n HT20_Nss1,(MCS0)_2TX 2472MHz_TnomVmin

CSE-RX

05/08/2023

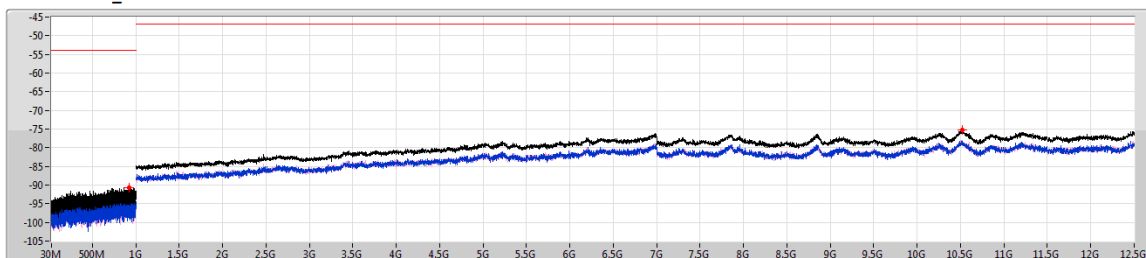


F-Start(Hz)	F-Stop(Hz)	Freq(Hz)	Psum(dBm)	Limit(dBm)	Margin(dB)	P1(dBm)	P2(dBm)
30M	1G	780.54M	-90.83	-53.98	-36.85	-95.49	-92.65
1G	12.5G	10.50619G	-75.35	-46.99	-28.36	-78.45	-78.27

802.11n HT20_Nss1,(MCS0)_2TX 2472MHz_TnomVmax

CSE-RX

05/08/2023



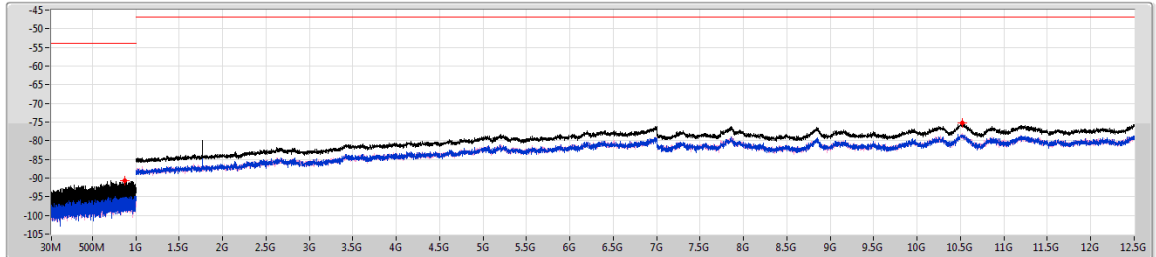
F-Start(Hz)	F-Stop(Hz)	Freq(Hz)	Psum(dBm)	Limit(dBm)	Margin(dB)	P1(dBm)	P2(dBm)
30M	1G	925.31M	-90.69	-53.98	-36.71	-94.66	-92.92
1G	12.5G	10.52344G	-75.32	-46.99	-28.33	-78.29	-78.38



ax20_OFDMA_Nss1,(MCS0)_2TX
2412MHz_TnomVnom

CSE-RX

05/08/2023

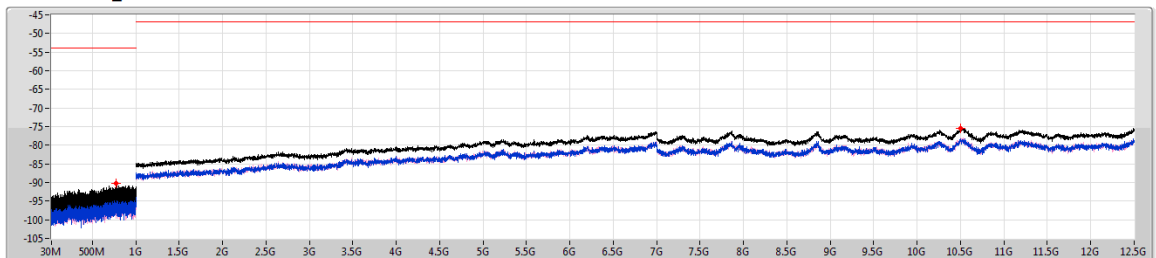


F-Start(Hz)	F-Stop(Hz)	Freq(Hz)	Psum(dBm)	Limit(dBm)	Margin(dB)	P1(dBm)	P2(dBm)
30M	1G	870.14M	-90.66	-53.98	-36.68	-94.16	-93.23
1G	12.5G	10.52344G	-75.26	-46.99	-28.27	-78.46	-78.09

ax20_OFDMA_Nss1,(MCS0)_2TX
2412MHz_TnomVmin

CSE-RX

05/08/2023

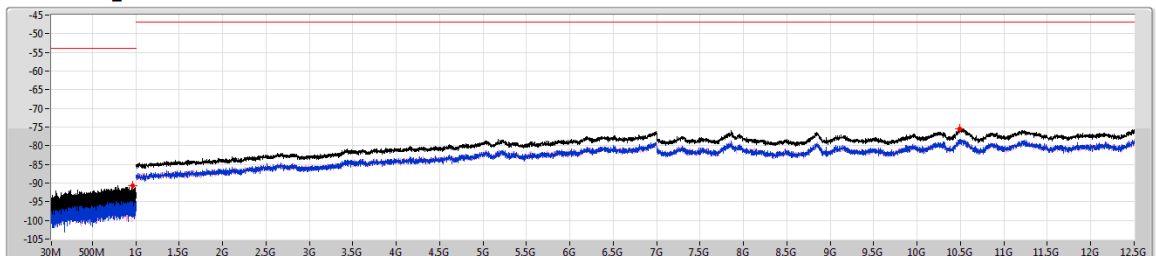


F-Start(Hz)	F-Stop(Hz)	Freq(Hz)	Psum(dBm)	Limit(dBm)	Margin(dB)	P1(dBm)	P2(dBm)
30M	1G	771.81M	-90.22	-53.98	-36.24	-93.09	-93.38
1G	12.5G	10.50188G	-75.45	-46.99	-28.46	-78.18	-78.75

ax20_OFDMA_Nss1,(MCS0)_2TX
2412MHz_TnomVmax

CSE-RX

05/08/2023



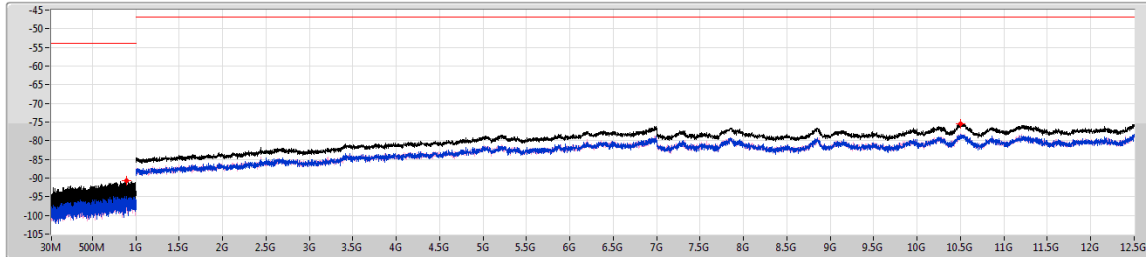
F-Start(Hz)	F-Stop(Hz)	Freq(Hz)	Psum(dBm)	Limit(dBm)	Margin(dB)	P1(dBm)	P2(dBm)
30M	1G	968.48M	-90.60	-53.98	-36.62	-92.48	-95.13
1G	12.5G	10.48606G	-75.36	-46.99	-28.37	-78.37	-78.38



ax20_OFDMA_Nss1,(MCS0)_2TX
2442MHz_TnomVnom

CSE-RX

05/08/2023

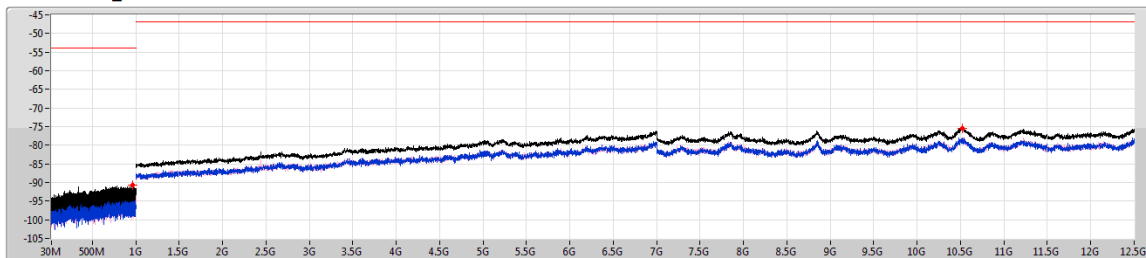


F-Start(Hz)	F-Stop(Hz)	Freq(Hz)	Psum(dBm)	Limit(dBm)	Margin(dB)	P1(dBm)	P2(dBm)
30M	1G	896.82M	-90.71	-53.98	-36.73	-93.15	-94.37
1G	12.5G	10.49756G	-75.38	-46.99	-28.39	-78.29	-78.50

ax20_OFDMA_Nss1,(MCS0)_2TX
2442MHz_TnomVmin

CSE-RX

05/08/2023

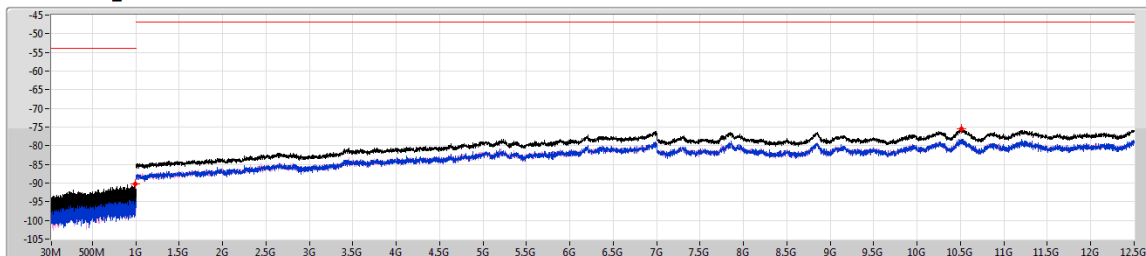


F-Start(Hz)	F-Stop(Hz)	Freq(Hz)	Psum(dBm)	Limit(dBm)	Margin(dB)	P1(dBm)	P2(dBm)
30M	1G	966.41M	-90.76	-53.98	-36.78	-93.57	-93.97
1G	12.5G	10.52488G	-75.49	-46.99	-28.50	-78.79	-78.22

ax20_OFDMA_Nss1,(MCS0)_2TX
2442MHz_TnomVmax

CSE-RX

05/08/2023



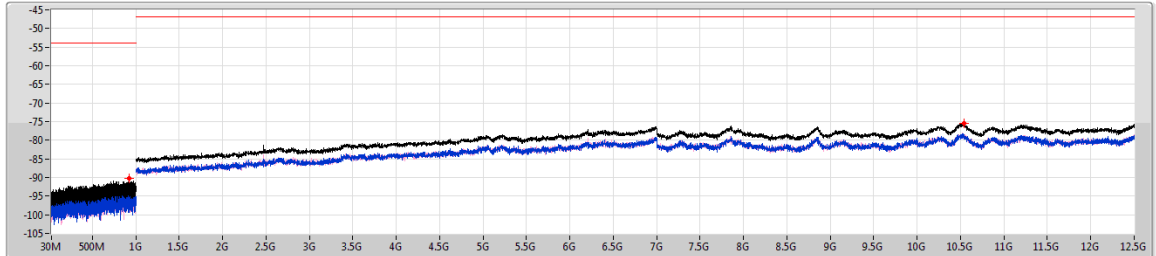
F-Start(Hz)	F-Stop(Hz)	Freq(Hz)	Psum(dBm)	Limit(dBm)	Margin(dB)	P1(dBm)	P2(dBm)
30M	1G	998.42M	-90.33	-53.98	-36.35	-94.57	-92.39
1G	12.5G	10.51481G	-75.42	-46.99	-28.43	-78.24	-78.62



ax20_OFDMA_Nss1,(MCS0)_2TX

CSE-RX

2472MHz_TnomVnom



05/08/2023

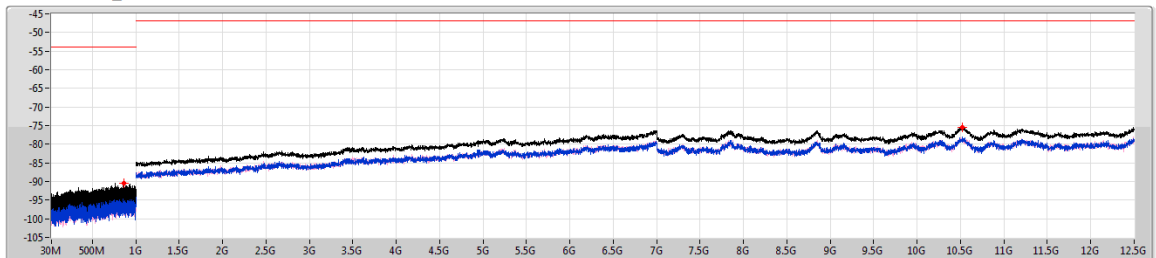
Limit
Sum
Port 1
Port 2

F-Start(Hz)	F-Stop(Hz)	Freq(Hz)	Psum(dBm)	Limit(dBm)	Margin(dB)	P1(dBm)	P2(dBm)
30M	1G	922.16M	-90.20	-53.98	-36.22	-93.05	-93.37
1G	12.5G	10.54213G	-75.52	-46.99	-28.53	-78.45	-78.61

ax20_OFDMA_Nss1,(MCS0)_2TX

CSE-RX

2472MHz_TnomVmin



05/08/2023

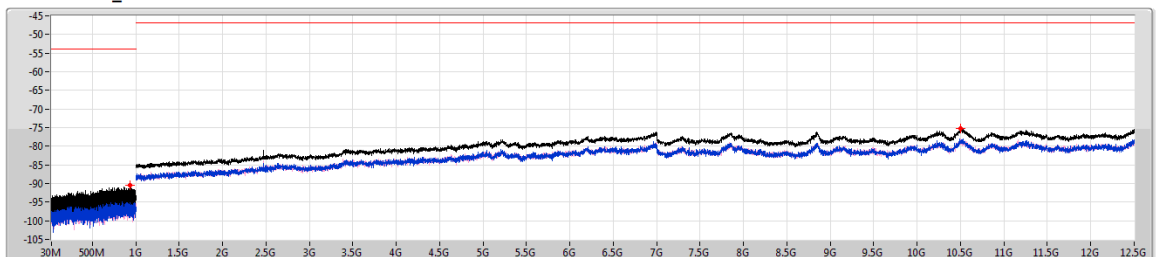
Limit
Sum
Port 1
Port 2

F-Start(Hz)	F-Stop(Hz)	Freq(Hz)	Psum(dBm)	Limit(dBm)	Margin(dB)	P1(dBm)	P2(dBm)
30M	1G	863.96M	-90.37	-53.98	-36.39	-93.01	-93.78
1G	12.5G	10.51769G	-75.42	-46.99	-28.43	-78.11	-78.77

ax20_OFDMA_Nss1,(MCS0)_2TX

CSE-RX

2472MHz_TnomVmax



05/08/2023

Limit
Sum
Port 1
Port 2

F-Start(Hz)	F-Stop(Hz)	Freq(Hz)	Psum(dBm)	Limit(dBm)	Margin(dB)	P1(dBm)	P2(dBm)
30M	1G	933.19M	-90.44	-53.98	-36.46	-95.59	-92.03
1G	12.5G	10.50475G	-75.30	-46.99	-28.31	-78.50	-78.13